

**FAG****6307-2Z-L207**

Deep groove ball bearing

Deep groove ball bearing 63...-2Z, single row, shields, steel sheet metal cage

## Technical information

**Your current product variant**

|                                  |              |   |
|----------------------------------|--------------|---|
| Sealing                          | 2Z           | Non-contact shield on both sides                                    |
| Cage                             | JN           | Steel sheet metal   |
| Tolerance class                  | PN           | Normal (ISO 492:2023)   |
| Dimensional / heat stabilization | SN           | Rings dimensional stabilized up to 120°                             |
| Lubricant                        | L207         | Low noise high-temperature grease, interchangeable with grease L069 |
| Radial internal clearance        | CN (Group N) | Normal internal clearance   |
| Bore type                        | Z            | Cylindrical   |

**Main Dimensions & Performance Data**

|                 |              |                                   |
|-----------------|--------------|-----------------------------------|
| d               | 35 mm        | Bore diameter                     |
| D               | 80 mm        | Outside diameter                  |
| B               | 21 mm        | Width                             |
| C <sub>r</sub>  | 35.500 N     | Basic dynamic load rating, radial |
| C <sub>0r</sub> | 19.100 N     | Basic static load rating, radial  |
| C <sub>ur</sub> | 1.290 N      | Fatigue load limit, radial        |
| n <sub>G</sub>  | 10.500 1/min | Limiting speed                    |
| n <sub>gr</sub> | 9.900 1/min  | Reference speed                   |
| m               | 463 g        | Weight                            |



### Mounting dimensions

|              |        |                                      |
|--------------|--------|--------------------------------------|
| $d_{a \min}$ | 44 mm  | Minimum diameter shaft shoulder      |
| $D_{a \max}$ | 71 mm  | Maximum diameter of housing shoulder |
| $r_{a \max}$ | 1,5 mm | Maximum fillet radius                |

### Dimensions

|            |         |                              |
|------------|---------|------------------------------|
| $r_{\min}$ | 1,5 mm  | Minimum chamfer dimension    |
| $D_1$      | 65,6 mm | Shoulder diameter outer ring |
| $D_2$      | 67,6 mm | Caliber diameter outer ring  |
| $d_1$      | 49,3 mm | Shoulder diameter inner ring |







### Temperature range

|            |        |                            |
|------------|--------|----------------------------|
| $T_{\min}$ | -30 °C | Operating temperature min. |
| $T_{\max}$ | 120 °C | Operating temperature max. |

### Calculation factors

|       |      |                    |
|-------|------|--------------------|
| $f_0$ | 13,1 | Calculation factor |
|-------|------|--------------------|

### Characteristics

|   |  |
|---|--|
|  | Radial load                                    |
|  | Axial load in one direction                    |
|  | Axial load in two directions                   |
|  | Lifetime lubrication, freedom from maintenance |
|  | Grease Lubrication                             |
|  | Sealed on both sides                           |