

**FAG****6309-Z-N**

Deep groove ball bearing



Deep groove ball bearing 63.-Z-N, single row, shield, ring groove, steel sheet metal cage

Technical information



Your current product variant

Sealing	Z	Non-contact shield on one Side
Design, bearing outer ring	N	Ring groove for snap ring
Cage	JN	Steel sheet metal
Tolerance class	PN	Normal (PN)
Dimensional / heat stabilization	S0	Rings dimensional stabilized up to 150°
Lubricant	Without	Bearing not greased
Radial internal clearance	CN (Group N)	Normal internal clearance
Bore type	Z	Cylindrical

Main Dimensions & Performance Data

d	45 mm	Bore diameter
D	100 mm	Outside diameter
B	25 mm	Width
C _r	56.000 N	Basic dynamic load rating, radial
C _{0r}	31.500 N	Basic static load rating, radial
C _{ur}	2.240 N	Fatigue load limit, radial
n _G	9.500 1/min	Limiting speed
n _{gr}	8.200 1/min	Reference speed
≈m	0,817 kg	Weight



Mounting dimensions

$d_{a \min}$	54 mm	Minimum diameter shaft shoulder
$D_{a \max}$	91 mm	Maximum diameter of housing shoulder
$r_{a \max}$	1,5 mm	Maximum fillet radius

Dimensions

r_{\min}	1,5 mm	Minimum chamfer dimension
D_1	83,3 mm	Shoulder diameter outer ring
D_2	85,64 mm	Caliber diameter outer ring
d_1	62 mm	Shoulder diameter inner ring







Temperature range

T_{\min}	-30 °C	Operating temperature min.
T_{\max}	150 °C	Operating temperature max.

Calculation factors

f_0	12,9	Calculation factor
-------	------	--------------------

Characteristics

	Radial load
	Axial load in one direction
	Axial load in two directions
	Grease Lubrication
	Oil Lubrication
	Sealed on one side