

**FAG****6334-M-J20AA-C3**

Deep groove ball bearing

Deep groove ball bearing 63.-M-J20AA,
single row, solid brass cage, ceramic coated

Technical information



Your current product variant

Sealing	Without	Not sealed
Cage	M	Solid brass cage, rolling element guided
Tolerance class	PN	Normal (ISO 492:2023)
Dimensional / heat stabilization	S1	Rings dimensional stabilized up to 200°
Lubricant	Without	Bearing not greased
Radial internal clearance	C3 (Group 3)	Internal clearance larger than CN
Bore type	Z	Cylindrical
Coating	J20AA	Current insulation, outer ring ceramic coated

Main Dimensions & Performance Data

d	170 mm	Bore diameter
D	360 mm	Outside diameter
B	72 mm	Width
C _r	325.000 N	Basic dynamic load rating, radial
C _{0r}	365.000 N	Basic static load rating, radial
C _{ur}	15.100 N	Fatigue load limit, radial
n _G	3.200 1/min	Limiting speed
n _{gr}	2.600 1/min	Reference speed
≈m	36,7 kg	Weight



Mounting dimensions

$d_{a \min}$	187 mm	Minimum diameter shaft shoulder
$D_{a \max}$	343 mm	Maximum diameter of housing shoulder
$r_{a \max}$	3 mm	Maximum fillet radius

Dimensions

r_{\min}	4 mm	Minimum chamfer dimension
D_1	298,9 mm	Shoulder diameter outer ring
d_1	232,5 mm	Shoulder diameter inner ring









Temperature range

T_{\min}	-30 °C	Operating temperature min.
T_{\max}	200 °C	Operating temperature max.

Calculation factors

f_0	13,9	Calculation factor
-------	------	--------------------

Characteristics

	Radial load
	Axial load in one direction
	Axial load in two directions
	Grease Lubrication
	Oil Lubrication
	Not sealed
	Current insulated
	Large bearing