

**FAG****6330-M-J20C-C4**

Deep groove ball bearing

Deep groove ball bearing 63.-M-J20C, single row, solid brass cage, ceramic coated

## Technical information



## Your current product variant

Sealing	Without	Not sealed
Cage	M	Solid brass cage, rolling element guided
Tolerance class	PN	Normal (ISO 492:2023)
Dimensional / heat stabilization	S1	Rings dimensional stabilized up to 200°
Lubricant	Without	Bearing not greased
Radial internal clearance	C4 (Group 4)	Internal clearance larger than C3
Bore type	Z	Cylindrical
Coating	J20C	Current insulation, inner ring ceramic coated

## Main Dimensions &amp; Performance Data

d	150 mm	Bore diameter
D	320 mm	Outside diameter
B	65 mm	Width
C <sub>r</sub>	300.000 N	Basic dynamic load rating, radial
C <sub>0r</sub>	290.000 N	Basic static load rating, radial
C <sub>ur</sub>	13.500 N	Fatigue load limit, radial
n <sub>G</sub>	3.600 1/min	Limiting speed
n <sub>gr</sub>	3.000 1/min	Reference speed
≈m	26,4 kg	Weight



### Mounting dimensions

$d_{a \min}$	167 mm	Minimum diameter shaft shoulder
$D_{a \max}$	303 mm	Maximum diameter of housing shoulder
$r_{a \max}$	3 mm	Maximum fillet radius

### Dimensions

$r_{\min}$	4 mm	Minimum chamfer dimension
$D_1$	266,2 mm	Shoulder diameter outer ring
$d_1$	205 mm	Shoulder diameter inner ring









### Temperature range

$T_{\min}$	-30 °C	Operating temperature min.
$T_{\max}$	200 °C	Operating temperature max.

### Calculation factors

$f_0$	13,7	Calculation factor
-------	------	--------------------

### Characteristics

	Radial load
	Axial load in one direction
	Axial load in two directions
	Grease Lubrication
	Oil Lubrication
	Not sealed
	Current insulated
	Large bearing