

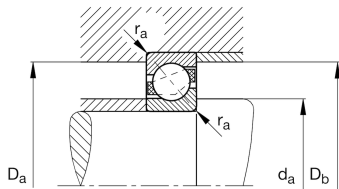
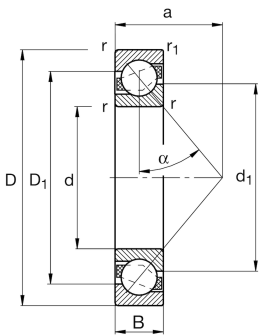
**FAG****7040-MP-UA**

Angular contact ball bearing

Angular contact ball bearing 70..-MP, single row, solid brass cage



Technical information

**Your current product variant**

Sealing	Without	Not sealed
Cage	MP	Solid brass cage, ball guided
Tolerance class	PN	Normal (ISO 492:2023)
Dimensional / heat stabilization	S1	Rings dimensional stabilized up to 200°
Bearing with matched conditions for fitting in pairs	UA	Bearing set with small axial internal clearance
Lubricant	Without	Bearing not greased

Main Dimensions & Performance Data

d	200 mm	Bore diameter
D	310 mm	Outside diameter
B	51 mm	Width
C_r	255.000 N	Basic dynamic load rating, radial
C_{0r}	350.000 N	Basic static load rating, radial
C_{ur}	11.500 N	Fatigue load limit, radial
n_G	3.100 1/min	Limiting speed
n_{gr}	2.270 1/min	Reference speed
$\approx m$	13,505 kg	Weight



Mounting dimensions

$d_{a \min}$	210,2 mm	Minimum diameter of shaft shoulder
$D_{a \max}$	299,8 mm	Maximum diameter of housing shoulder
$D_{b \max}$	304 mm	Maximum diameter of housing shoulder
$r_{a \max}$	2,1 mm	Maximum fillet radius of shaft
$r_{a1 \max}$	1 mm	Maximum fillet radius of housing

Dimensions

r_{\min}	2,1 mm	Minimum chamfer dimension
$r_{1 \min}$	1,1 mm	Minimum chamfer dimension
D_1	270,65 mm	Shoulder diameter on outer ring wide side face
d_1	241,75 mm	Shoulder diameter on inner ring wide side face
a	99,1 mm	Distance between the apexes of the pressure cones
α	30 °	Contact angle






Temperature range

T_{\min}	-30 °C	Operating temperature min.
T_{\max}	200 °C	Operating temperature max.

Additional information

A_{\min}	90 μm	Axial clearance per set min.
Tol (+)	16 μm	Tolerance for axial clearance or preload per set

Characteristics

-  Radial load
-  Axial load in one direction
-  Grease Lubrication
-  Oil Lubrication
-  Not sealed