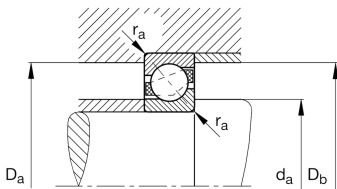
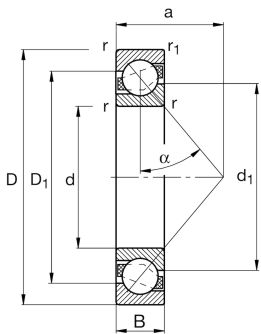


**FAG****7318-B-XL-MP**

Angular contact ball bearing

Angular contact ball bearing 73..-B-XL-MP,  
single row, X-life, solid brass cage**X-life**

## Technical information



## Your current product variant

|                                  |         |   |
|----------------------------------|---------|---|
| Design variant                   | B       | B                                       |
| Type of Seal                     | Without | Not sealed                              |
| Cage                             | MP      | Solid brass cage, ball guided           |
| Tolerance class                  | PN      | Normal (ISO 492:2023)                   |
| Dimensional / heat stabilization | S0      | Rings dimensional stabilized up to 150° |
| Lubricant                        | Without | Bearing not greased                     |

## Main Dimensions &amp; Performance Data

|                 |             |                                   |
|-----------------|-------------|-----------------------------------|
| d               | 90 mm       | Bore diameter                     |
| D               | 190 mm      | Outside diameter                  |
| B               | 43 mm       | Width                             |
| C <sub>r</sub>  | 171.000 N   | Basic dynamic load rating, radial |
| C <sub>0r</sub> | 144.000 N   | Basic static load rating, radial  |
| C <sub>ur</sub> | 8.400 N     | Fatigue load limit, radial        |
| n <sub>G</sub>  | 6.100 1/min | Limiting speed                    |
| n <sub>gr</sub> | 3.950 1/min | Reference speed                   |
| m               | 5,6 kg      | Weight                            |



### Mounting dimensions

|               |        |                                      |
|---------------|--------|--------------------------------------|
| $d_{a \min}$  | 104 mm | Minimum diameter of shaft shoulder   |
| $D_{a \max}$  | 176 mm | Maximum diameter of housing shoulder |
| $D_{b \max}$  | 183 mm | Maximum diameter of housing shoulder |
| $r_{a \max}$  | 2,5 mm | Maximum fillet radius of shaft       |
| $r_{a1 \max}$ | 1 mm   | Maximum fillet radius of housing     |






### Dimensions

|              |           |   |
|--------------|-----------|---|
| $r_{\min}$   | 3 mm      | Minimum chamfer dimension                         |
| $r_{1 \min}$ | 1,1 mm    | Minimum chamfer dimension                         |
| $D_1$        | 152,14 mm | Shoulder diameter on outer ring wide side face    |
| $d_1$        | 130,3 mm  | Shoulder diameter on inner ring wide side face    |
| $a$          | 80,2 mm   | Distance between the apexes of the pressure cones |
| $\alpha$     | 40 °      | Contact angle                                     |

### Temperature range

|            |        |                            |
|------------|--------|----------------------------|
| $T_{\min}$ | -30 °C | Operating temperature min. |
| $T_{\max}$ | 150 °C | Operating temperature max. |

### Characteristics

|   |                             |
|---|-----------------------------|
|  | Radial load                 |
|  | Axial load in one direction |
|  | Grease Lubrication          |
|  | Oil Lubrication             |
|  | Not sealed                  |