

**FAG****HCB7019-C-T-P4S-UL**

Spindle bearing

Spindle bearing HCB70...-C, adjusted, in pairs or sets, contact angle $\alpha = 15^\circ$, with ceramic balls, restricted tolerances

Technical information



Your current product variant

| | | |
|-------------------------|---------|------------------------------------------------------------------|
| Contact angle | C | Contact angle 15° |
| Sealing | Without | Not sealed |
| Cage | T | Laminated fabric cage |
| Tolerance class | P4S | Tolerance class P4S, FAG standard better than P4 to ISO 492:2023 |
| Arrangement bearing set | U | Single bearing |
| Preload | L | Preload light |

Main Dimensions & Performance Data

| | | |
|-----------------|--------------|---------------------------------------|
| d | 95 mm | Bore diameter |
| D | 145 mm | Outside diameter |
| B | 24 mm | Width |
| C_r | 81.000 N | Basic dynamic load rating, radial |
| C_{0r} | 52.000 N | Basic static load rating, radial |
| C_{ur} | 3.800 N | Fatigue load limit, radial |
| n_G Grease | 13.000 1/min | Limiting speed for grease lubrication |
| n_G Oil | 20.000 1/min | Limiting speed for oil lubrication |
| $\approx m$ | 0,99 kg | Weight |





Mounting dimensions

| | | |
|----------------|----------|---------------------------------------------------|
| d_a | 105 mm | Diameter shaft shoulder |
| d_a | h12 | Diameter shaft shoulder clearance |
| D_a | 136 mm | Shoulder diameter outer ring |
| D_a | H12 | Shoulder diameter outer ring clearance |
| $r_{a \max}$ | 1,5 mm | Maximum recess radius |
| $r_{a1 \max}$ | 0,6 mm | Maximum recess radius |
| $E_{tk \min}$ | 110,5 mm | Minimum diameter injection pitch |
| $E_{tk \max}$ | 115,8 mm | Maximum diameter injection pitch |
| $E_{tk1 \min}$ | 110,5 mm | Minimum diameter injection pitch |
| $E_{tk1 \max}$ | 115,8 mm | Maximum diameter injection pitch |
| a | 28,1 mm | Distance between the apexes of the pressure cones |

Dimensions

| | | |
|--------------|--------|---------------------------|
| r_{\min} | 1,5 mm | Minimum chamfer dimension |
| $r_{1 \min}$ | 1,5 mm | Minimum chamfer dimension |
| α | 15 ° | Contact angle |

Temperature range





| | | |
|------------|--------|----------------------------|
| T_{\min} | -30 °C | Operating temperature min. |
| T_{\max} | 100 °C | Operating temperature max. |



Additional information

| | | |
|-----------|----------------|-----------------------|
| F_{VL} | 233 N | Preload force light |
| F_{VM} | 794 N | Preload force medium |
| F_{VH} | 1.643 N | Preload force heavy |
| K_{aEL} | 693 N | Lift-off force light |
| K_{aEM} | 2.499 N | Lift-off force medium |
| K_{aEH} | 5.442 N | Lift-off force heavy |
| c_{aL} | 85 N/ μ m | Axial rigidity light |
| c_{aM} | 141 N/ μ m | Axial rigidity medium |
| c_{aH} | 197 N/ μ m | Axial rigidity heavy |

Characteristics

-  Radial load
-  Axial load in one direction
-  Grease Lubrication
-  Oil Lubrication
-  Not sealed