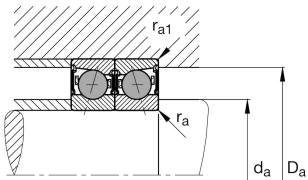
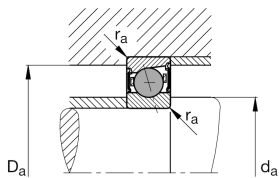
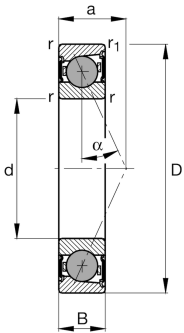
**FAG****HCS7010-E-T-P4S-UL**

High speed spindle bearing

High speed spindle bearing HCS70...-E, adjusted, in pairs or sets, contact angle $\alpha = 25^\circ$, with ceramic balls, lip seals on both sides, non-contact, restricted tolerances

Technical information



Your current product variant

Preload class	L	Preload light
Contact angle	E	Contact angle 25°
Sealing	2RSD	Non-contact sealed on both sides and greased "for life"
Cage	T	Laminated fabric cage
Tolerance class	P4S	Tolerance class P4S, FAG standard better than P4 to ISO 492:2023
Arrangement bearing set	U	Single bearing

Main Dimensions & Performance Data

d	50 mm	Bore diameter
D	80 mm	Outside diameter
B	16 mm	Width
C_r	12.100 N	Basic dynamic load rating, radial
C_{0r}	7.400 N	Basic static load rating, radial
C_{ur}	600 N	Fatigue load limit, radial
n_G Grease	28.000 1/min	Limiting speed for grease lubrication
$\approx m$	0,268 kg	Weight



Mounting dimensions

d_a	56 mm	Diameter shaft shoulder
d_a	h12	Diameter shaft shoulder clearance
D_a	74 mm	Shoulder diameter outer ring
D_a	H12	Shoulder diameter outer ring clearance
$r_{a \max}$	1 mm	Maximum recess radius
$r_{a1 \max}$	0,3 mm	Maximum recess radius
a	23,2 mm	Distance between the apexes of the pressure cones

Dimensions

r_{\min}	1 mm	Minimum chamfer dimension
$r_{1 \min}$	1 mm	Minimum chamfer dimension
α	25 °	Contact angle

Temperature range

T_{\min}	-30 °C	Operating temperature min.
T_{\max}	80 °C	Operating temperature max.

Additional information

F_{VL}	50 N	Preload force light
F_{VM}	149 N	Preload force medium
F_{VH}	298 N	Preload force heavy
K_{aEL}	143 N	Lift-off force light
K_{aEM}	435 N	Lift-off force medium
K_{aEH}	883 N	Lift-off force heavy
c_{aL}	90 N/μm	Axial rigidity light
c_{aM}	133 N/μm	Axial rigidity medium
c_{aH}	172 N/μm	Axial rigidity heavy



Characteristics



Radial load



Axial load in one direction



Lifetime lubrication, freedom from maintenance



Grease Lubrication



Sealed on both sides