

**FAG****1205-TVH-C3** [↗](#)

Self-aligning ball bearing

Self-aligning ball bearing 12..-TVH, plastic cage

## Technical information



## Your current product variant

Bore type	Z	Cylindrical
Type of seal	Without	Not sealed
Cage	TVH	Solid cage made of glass-fiber reinforced polyamide PA66
Tolerance class	PN	Tolerance class PN, acc. to DIN 620
Radial internal clearance	C3 (Group 3)	Internal clearance larger than CN
Lubricant	Without	Bearing not greased

## Main Dimensions &amp; Performance Data

d	25 mm	Bore diameter
D	52 mm	Outside diameter
B	15 mm	Width
C <sub>r</sub>	12.300 N	Basic dynamic load rating, radial
C <sub>0r</sub>	3.300 N	Basic static load rating, radial
C <sub>ur</sub>	209 N	Fatigue load limit, radial
n <sub>G</sub>	15.500 1/min	Limiting speed
n <sub>gr</sub>	13.400 1/min	Reference speed
≈m	0,138 kg	Weight

## Mounting dimensions

d <sub>a min</sub>	30,6 mm	Minimum diameter shaft shoulder
D <sub>a max</sub>	46,4 mm	Maximum diameter of housing shoulder
r <sub>a max</sub>	1 mm	Maximum fillet radius



### Dimensions

$r_{min}$	1 mm	Minimum chamfer dimension
$D_1$	43,6 mm	Shoulder diameter outer ring
$d_1$	33,3 mm	Shoulder diameter inner ring









### Temperature range

$T_{min}$	-30 °C	Operating temperature min.
$T_{max}$	120 °C	Operating temperature max.

### Calculation factors

$e$	0,27	Limiting value of $F_a/F_r$ for the applicability of diff. Values of factors X and Y
$Y_1$	2,36	Dynamic axial load factor
$Y_2$	3,65	Dynamic axial load factor
$Y_0$	2,47	Static axial load factor

### Characteristics

-   $F_r$  Radial load
-   $F_a$  Axial load in one direction
-   $F_a$  Axial load in two directions
-  Grease Lubrication
-  Oil Lubrication
-  Not sealed
-  Static angular error and misalignment
-  Dynamic angular error and misalignment