

**FAG****2302-2RS-TVH**

Self-aligning ball bearing

Self-aligning ball bearing 23..-2RS-TVH,  
seals, plastic cage

## Technical information



## Your current product variant

Bore type	Z	Cylindrical
Sealing	2RS	Contact seal on both sides
Cage	TVH	Solid cage made of glass-fiber reinforced polyamide PA66
Tolerance class	PN	Normal (ISO 492:2023)
Radial internal clearance	CN (Group N)	Normal internal clearance
Lubricant	GA14	Ball bearing grease, low noise

## Main Dimensions &amp; Performance Data

d	15 mm	Bore diameter
D	42 mm	Outside diameter
B	17 mm	Width
$C_r$	9.800 N	Basic dynamic load rating, radial
$C_{0r}$	2.280 N	Basic static load rating, radial
$C_{ur}$	145 N	Fatigue load limit, radial
$n_G$	12.000 1/min	Limiting speed
$\approx m$	114 g	Weight

## Mounting dimensions

$d_{a \min}$	20,6 mm	Minimum diameter shaft shoulder
$D_{a \max}$	36,4 mm	Maximum diameter of housing shoulder
$r_{a \max}$	1 mm	Maximum fillet radius



## Dimensions

$r_{\min}$	1 mm	Minimum chamfer dimension
$D_1$	32,8 mm	Shoulder diameter outer ring
$D_2$	34,87 mm	Caliber diameter outer ring
$d_1$	23,9 mm	Shoulder diameter inner ring
$d_2$	21,65 mm	Caliber diameter inner ring









## Temperature range

$T_{\min}$	-20 °C	Operating temperature min.
$T_{\max}$	100 °C	Operating temperature max.

## Calculation factors

$e$	0,35	Limiting value of $F_a/F_r$ for the applicability of diff. Values of factors X and Y
$Y_1$	1,79	Dynamic axial load factor
$Y_2$	2,77	Dynamic axial load factor
$Y_0$	1,88	Static axial load factor

## Characteristics

	Radial load
	Axial load in one direction
	Axial load in two directions
	Lifetime lubrication, freedom from maintenance
	Grease Lubrication
	Sealed on both sides
	Static angular error and misalignment
	Dynamic angular error and misalignment