

**FAG****QJ1040-N2-MPA**

Four-point contact bearing

Four point contact bearing QJ10..-N2-MPA,  
holding grooves, solid brass cage

## Technical information



## Your current product variant

Design, bearing outer ring	N2	Two retaining grooves in the outer ring on one side
Tolerance class	PN	Normal (ISO 492:2023)
Cage	MPA	Solid brass cage, outer ring guided
Dimensional / heat stabilization	S1	Rings dimensional stabilized up to 200°
Axial internal clearance	CN	Group N (CN)

## Main Dimensions &amp; Performance Data

d	200 mm	Bore diameter
D	310 mm	Outside diameter
B	51 mm	Width
C <sub>r</sub>	390.000 N	Basic dynamic load rating, radial
C <sub>0r</sub>	620.000 N	Basic static load rating, radial
C <sub>ur</sub>	22.000 N	Fatigue load limit, radial
n <sub>G</sub>	3.600 1/min	Limiting speed
n <sub>gr</sub>	1.890 1/min	Reference speed
≈m	15 kg	Weight

## Mounting dimensions

d <sub>a min</sub>	210,2 mm	Minimum diameter shaft shoulder
D <sub>a max</sub>	299,8 mm	Maximum diameter of housing shoulder
r <sub>a max</sub>	2,1 mm	Maximum fillet radius









## Dimensions

$r_{\min}$	2,1 mm	Minimum chamfer dimension
$D_1$	271,5 mm	Shoulder diameter outer ring
$d_1$	238,88 mm	Shoulder diameter inner ring
$a$	178,6 mm	Distance between the apexes of the pressure cones
$a_n$	12,7 mm	Hight retaining slot
$b_n$	10,5 mm	Width retaining slot
$r_n$	2 mm	Radius retaining slot
	45 °	Angle retaining slot
$\alpha$	35 °	Contact angle

## Temperature range

$T_{\min}$	-30 °C	Operating temperature min.
$T_{\max}$	200 °C	Operating temperature max.

## Characteristics

	Radial load
	Axial load in one direction
	Axial load in two directions
	Grease Lubrication
	Oil Lubrication
	Not sealed