

**FAG****N2315-E-XL-M1-C3**

Cylindrical roller bearing

Cylindrical roller bearing N2..-M1, with cage, single row, non-locating bearing, 0 ribs on outer ring, 2 rib on inner ring, type N2

Technical information

**Your current product variant**

Cage	M1	Two Piece Brass Cage Roller Guided
Tolerance class	PN	Normal (PN)
Change mark	E	Increased Capacity Design
Radial internal clearance	C3 (Group 3)	Internal clearance larger than CN
Number of rows	1	Single-row design

Main Dimensions & Performance Data

d	75 mm	Bore diameter
D	160 mm	Outside diameter
B	55 mm	Width
C _r	390.000 N	Basic dynamic load rating, radial
C _{0r}	395.000 N	Basic static load rating, radial
C _{ur}	71.000 N	Fatigue load limit, radial
≈m	5,4 kg	Weight

Mounting dimensions

d _a	87 mm	Diameter shaft shoulder
D _a	148 mm	Diameter of housing shoulder
	148	Diameter of housing shoulder tolerance
r _{a1 max}	2,1 mm	Maximum recess radius







Dimensions

$r_1 \text{ min}$	2,1 mm	Minimum chamfer dimension
E	143 mm	Raceway diameter outer ring

Temperature range

T_{min}	-30 °C	Operating temperature min.
T_{max}	150 °C	Operating temperature max.

Characteristics

-  Radial load
-  Grease Lubrication
-  Oil Lubrication
-  Not sealed