

**FAG****N238-E-M1-C3** [↗](#)

## Cylindrical roller bearing

Cylindrical roller bearing N2..-M1, with cage, single row, non-locating bearing, 0 ribs on outer ring, 2 rib on inner ring, type N2

## Technical information

**Your current product variant**

Cage	M1	Two Piece Brass Cage Roller Guided
Tolerance class	PN	Normal (ISO 492:2023)
Change mark	E	Increased Capacity Design
Radial internal clearance	C3 (Group 3)	Internal clearance larger than CN
Number of rows	1	Single-row design

**Main Dimensions & Performance Data**

d	190 mm	Bore diameter
D	340 mm	Outside diameter
B	55 mm	Width
C <sub>r</sub>	680.000 N	Basic dynamic load rating, radial
C <sub>0r</sub>	930.000 N	Basic static load rating, radial
C <sub>ur</sub>	112.000 N	Fatigue load limit, radial
n <sub>G Grease</sub>	2.600 1/min	Limiting speed for grease lubrication
n <sub>G Oil</sub>	3.050 1/min	Limiting speed for oil lubrication
m	22,5 kg	Weight

**Mounting dimensions**

d <sub>a</sub>	207 mm	Diameter shaft shoulder
D <sub>a</sub>	323 mm	Diameter of housing shoulder
r <sub>a1 max</sub>	3 mm	Maximum recess radius








### Dimensions

$r_{1 \text{ min}}$	4 mm	Minimum chamfer dimension
$s_1$	4,7 mm	Axial displacement
E	306 mm	Raceway diameter outer ring

### Temperature range

$T_{\text{min}}$	-30 °C	Operating temperature min.
$T_{\text{max}}$	150 °C	Operating temperature max.

### Characteristics

-  Radial load
-  Grease Lubrication
-  Oil Lubrication
-  Not sealed
-  Large bearing