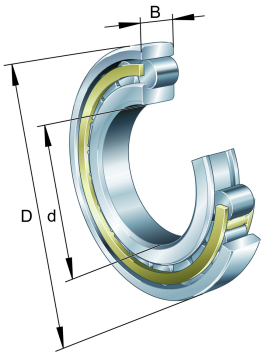


**FAG****N306-E-XL-M1-C3** [↗](#)

Cylindrical roller bearing

Cylindrical roller bearing N3..-E-M1, with cage, single row, non-locating bearing, 0 ribs on outer ring, 2 rib on inner ring, type N3

Technical information

**Your current product variant**

Cage	M1	Two Piece Brass Cage Roller Guided
Tolerance class	PN	Normal (ISO 492:2023)
Change mark	E	Increased Capacity Design
Radial internal clearance	C3 (Group 3)	Internal clearance larger than CN
Number of rows	1	Single-row design

Main Dimensions & Performance Data

d	30 mm	Bore diameter
D	72 mm	Outside diameter
B	19 mm	Width
C_r	61.000 N	Basic dynamic load rating, radial
C_{0r}	48.000 N	Basic static load rating, radial
C_{ur}	7.700 N	Fatigue load limit, radial
n_G Grease	16.100 1/min	Limiting speed for grease lubrication
$\approx m$	411,42 g	Weight

Mounting dimensions

d_a	37 mm	Diameter shaft shoulder
D_a	65 mm	Diameter of housing shoulder
$r_{a1 \max}$	1 mm	Maximum recess radius







Dimensions

$r_{1 \text{ min}}$	1,1 mm	Minimum chamfer dimension
E	62,5 mm	Raceway diameter outer ring

Temperature range

T_{min}	-30 °C	Operating temperature min.
T_{max}	150 °C	Operating temperature max.

Characteristics

-  Radial load
-  Grease Lubrication
-  Oil Lubrication
-  Not sealed