

**FAG****N317-E-XL-M1-C3** [↗](#)

Cylindrical roller bearing

Cylindrical roller bearing N3..-E-M1, with cage, single row, non-locating bearing, 0 ribs on outer ring, 2 rib on inner ring, type N3

## Technical information

**Your current product variant**

Cage	M1	Two Piece Brass Cage Roller Guided
Tolerance class	PN	Normal (ISO 492:2023)
Change mark	E	Increased Capacity Design
Radial internal clearance	C3 (Group 3)	Internal clearance larger than CN
Number of rows	1	Single-row design

**Main Dimensions & Performance Data**

d	85 mm	Bore diameter
D	180 mm	Outside diameter
B	41 mm	Width
$C_r$	340.000 N	Basic dynamic load rating, radial
$C_{0r}$	325.000 N	Basic static load rating, radial
$C_{ur}$	58.000 N	Fatigue load limit, radial
$n_G$ Grease	5.800 1/min	Limiting speed for grease lubrication
$n_{G\ Oil}$	6.800 1/min	Limiting speed for oil lubrication

$m$	5,2 kg	Weight
-----	--------	--------

**Mounting dimensions**

$d_a$	99 mm	Diameter shaft shoulder
$D_a$	166 mm	Diameter of housing shoulder
$r_{a1\ max}$	2,5 mm	Maximum recess radius







### Dimensions

$r_{1 \text{ min}}$	3 mm	Minimum chamfer dimension
$s_1$	1,1 mm	Axial displacement
E	160 mm	Raceway diameter outer ring

### Temperature range

$T_{\text{min}}$	-30 °C	Operating temperature min.
$T_{\text{max}}$	150 °C	Operating temperature max.

### Characteristics

-  Radial load
-  Grease Lubrication
-  Oil Lubrication
-  Not sealed