

**FAG****N332-E-M1**

## Cylindrical roller bearing

Cylindrical roller bearing N3..-E-M1, with cage, single row, non-locating bearing, 0 ribs on outer ring, 2 rib on inner ring, type N3

## Technical information

**Your current product variant**

Cage	M1	Two Piece Brass Cage Roller Guided
Tolerance class	PN	Normal (PN)
Change mark	E	Increased Capacity Design
Radial internal clearance	CN (Group N)	Normal internal clearance
Number of rows	1	Single-row design

**Main Dimensions & Performance Data**

d	160 mm	Bore diameter
D	340 mm	Outside diameter
B	68 mm	Width
$C_r$	860.000 N	Basic dynamic load rating, radial
$C_{0r}$	1.060.000 N	Basic static load rating, radial
$C_{ur}$	130.000 N	Fatigue load limit, radial
$n_G$ Grease	2.550 1/min	Limiting speed for grease lubrication
$n_G$ Oil	3.000 1/min	Limiting speed for oil lubrication
$m$	31,3 kg	Weight

**Mounting dimensions**

$d_a$	177 mm	Diameter shaft shoulder
$D_a$	323 mm	Diameter of housing shoulder
$r_{a1 \max}$	3 mm	Maximum recess radius








### Dimensions

$r_{1 \text{ min}}$	4 mm	Minimum chamfer dimension
$s_1$	5,5 mm	Axial displacement
E	300 mm	Raceway diameter outer ring

### Temperature range

$T_{\text{min}}$	-30 °C	Operating temperature min.
$T_{\text{max}}$	150 °C	Operating temperature max.

### Characteristics

-  Radial load
-  Grease Lubrication
-  Oil Lubrication
-  Not sealed
-  Large bearing