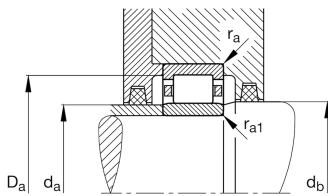


**FAG****NU244-E-M1-C3**

Cylindrical roller bearing

Cylindrical roller bearing NU..-E-M1, with cage, single row, non-locating bearing, 2 ribs on outer ring, 0 ribs on inner ring (smooth), type NU, Running accuracy in P6

Technical information

**Your current product variant**

Design	E	Increased Capacity Design
Cage	M1	Two Piece Brass Cage Roller Guided
Radial internal clearance	C3 (Group 3)	Internal clearance larger than CN
Tolerance class	PN	Normal (ISO 492:2023)
Number of rows	1	Single-row design

Main Dimensions & Performance Data

d	220 mm	Bore diameter
D	400 mm	Outside diameter
B	65 mm	Width
C_r	950.000 N	Basic dynamic load rating, radial
C_{0r}	1.330.000 N	Basic static load rating, radial
C_{ur}	106.000 N	Fatigue load limit, radial
n_G	2.600 1/min	Limiting speed
n_{gr}	1.380 1/min	Reference speed
$\approx m$	36,66 kg	Weight



Mounting dimensions

$d_{a \min}$	237 mm	Minimum diameter shaft shoulder
$d_{a \max}$	265 mm	Maximum diameter of shaft shoulder
$d_{b \min}$	271 mm	Minimum shaft shoulder
$D_{a \max}$	383 mm	Maximum diameter of housing shoulder
$r_{a \max}$	3 mm	Maximum recess radius
$r_{a1 \max}$	3 mm	Maximum recess radius






Dimensions

r_{\min}	4 mm	Minimum chamfer dimension
$r_{1 \min}$	4 mm	Minimum chamfer dimension
s	5,5 mm	Axial displacement
E	358 mm	Raceway diameter outer ring
F	268 mm	Raceway diameter inner ring
$D_{1 \min}$	344,9 mm	Minimum rib diameter outer ring

Temperature range

T_{\min}	-30 °C	Operating temperature min.
T_{\max}	150 °C	Operating temperature max.

Characteristics

-  Radial load
-  Grease Lubrication
-  Oil Lubrication
-  Not sealed
-  Large bearing