

**FAG****NU1072-M1-C3**

## Cylindrical roller bearing

Cylindrical roller bearing NU..-M1, with cage, single row, non-locating bearing, 2 ribs on outer ring, 0 ribs on inner ring (smooth), type NU, Running accuracy in P6

## Technical information



## Your current product variant

Design	Standard	
Cage	M1	Two Piece Brass Cage Roller Guided
Radial internal clearance	C3 (Group 3)	Internal clearance larger than CN
Tolerance class	PN	Normal (ISO 492:2023)
Number of rows	1	Single-row design

## Main Dimensions &amp; Performance Data

d	360 mm	Bore diameter
D	540 mm	Outside diameter
B	82 mm	Width
$C_r$	1.150.000 N	Basic dynamic load rating, radial
$C_{0r}$	1.910.000 N	Basic static load rating, radial
$C_{ur}$	155.000 N	Fatigue load limit, radial
$n_G$	1.940 1/min	Limiting speed
$n_{gr}$	1.110 1/min	Reference speed
$\approx m$	66,71 kg	Weight



### Mounting dimensions

$d_{a \min}$	377 mm	Minimum diameter shaft shoulder
$d_{a \max}$	400 mm	Maximum diameter of shaft shoulder
$d_{b \min}$	410 mm	Minimum shaft shoulder
$D_{a \max}$	523 mm	Maximum diameter of housing shoulder
$r_{a \max}$	4 mm	Maximum recess radius
$r_{a1 \max}$	4 mm	Maximum recess radius






### Dimensions

$r_{\min}$	5 mm	Minimum chamfer dimension
$r_{1 \min}$	5 mm	Minimum chamfer dimension
s	12,5 mm	Axial displacement
E	495 mm	Raceway diameter outer ring
F	405 mm	Raceway diameter inner ring
$D_{1 \min}$	478,1 mm	Minimum rib diameter outer ring

### Temperature range

$T_{\min}$	-30 °C	Operating temperature min.
$T_{\max}$	150 °C	Operating temperature max.

### Characteristics

-  Radial load
-  Grease Lubrication
-  Oil Lubrication
-  Not sealed
-  Large bearing