



FAG

NU1015-XL-M1-F1-J20AA-C4

Cylindrical roller bearing

Cylindrical roller bearing NU..-XL-M1, with cage, single row, non-locating bearing, 2 ribs on outer ring, 0 ribs on inner ring (smooth), type NU, Running accuracy in P6

X-life

Technical information



Your current product variant

Design	Standard	
Cage	M1	Two Piece Brass Cage Roller Guided
Radial internal clearance	C4 (Group 4)	Internal clearance larger than C3
Tolerance class	PN	Normal (ISO 492:2023)
Number of rows	1	Single-row design

Main Dimensions & Performance Data

d	75 mm	Bore diameter
D	115 mm	Outside diameter
B	20 mm	Width
C_r	78.000 N	Basic dynamic load rating, radial
C_{0r}	85.000 N	Basic static load rating, radial
C_{ur}	11.000 N	Fatigue load limit, radial
n_G	11.800 1/min	Limiting speed
n_{gr}	5.200 1/min	Reference speed
m	0,71 kg	Weight



Mounting dimensions

$d_{a \min}$	80 mm	Minimum diameter shaft shoulder
$d_{a \max}$	83 mm	Maximum diameter of shaft shoulder
$d_{b \min}$	87 mm	Minimum shaft shoulder
$D_{a \max}$	109 mm	Maximum diameter of housing shoulder
$r_{a \max}$	1,1 mm	Maximum recess radius
$r_{a1 \max}$	1 mm	Maximum recess radius






Dimensions

r_{\min}	1,1 mm	Minimum chamfer dimension
$r_{1 \min}$	1 mm	Minimum chamfer dimension
s	2,5 mm	Axial displacement
E	105 mm	Raceway diameter outer ring
F	85 mm	Raceway diameter inner ring
$D_{1 \min}$	101,7 mm	Minimum rib diameter outer ring

Temperature range

T_{\min}	-30 °C	Operating temperature min.
T_{\max}	150 °C	Operating temperature max.

Characteristics

	Radial load
	Grease Lubrication
	Oil Lubrication
	Not sealed
	Current insulated