



FAG

**NU1017-XL-M1-F1-J20AA-C3**

Cylindrical roller bearing

Cylindrical roller bearing NU..-XL-M1, with cage, single row, non-locating bearing, 2 ribs on outer ring, 0 ribs on inner ring (smooth), type NU, Running accuracy in P6

X-life

## Technical information



## Your current product variant

Design	Standard	
Cage	M1	Two Piece Brass Cage Roller Guided
Radial internal clearance	C3 (Group 3)	Internal clearance larger than CN
Tolerance class	PN	Normal (ISO 492:2023)
Number of rows	1	Single-row design

## Main Dimensions &amp; Performance Data

d	85 mm	Bore diameter
D	130 mm	Outside diameter
B	22 mm	Width
$C_r$	93.000 N	Basic dynamic load rating, radial
$C_{0r}$	103.000 N	Basic static load rating, radial
$C_{ur}$	13.700 N	Fatigue load limit, radial
$n_G$	10.400 1/min	Limiting speed
$n_{gr}$	4.750 1/min	Reference speed
$m$	0,981 kg	Weight



### Mounting dimensions

$d_{a \min}$	90 mm	Minimum diameter shaft shoulder
$d_{a \max}$	95 mm	Maximum diameter of shaft shoulder
$d_{b \min}$	99 mm	Minimum shaft shoulder
$D_{a \max}$	124 mm	Maximum diameter of housing shoulder
$r_{a \max}$	1 mm	Maximum recess radius
$r_{a1 \max}$	1 mm	Maximum recess radius






### Dimensions

$r_{\min}$	1,1 mm	Minimum chamfer dimension
$r_{1 \min}$	1 mm	Minimum chamfer dimension
s	4 mm	Axial displacement
E	118,5 mm	Raceway diameter outer ring
F	96,5 mm	Raceway diameter inner ring
$D_{1 \min}$	114,8 mm	Minimum rib diameter outer ring

### Temperature range

$T_{\min}$	-30 °C	Operating temperature min.
$T_{\max}$	150 °C	Operating temperature max.

### Characteristics

	Radial load
	Grease Lubrication
	Oil Lubrication
	Not sealed
	Current insulated