



FAG

**NU210-E-XL-M1-F1-J20AA-C3**

Cylindrical roller bearing

Cylindrical roller bearing NU..-E-XL-M1, with cage, single row, non-locating bearing, 2 ribs on outer ring, 0 ribs on inner ring (smooth), type NU, Running accuracy in P6

X-life

## Technical information



## Your current product variant

Design	E	Increased Capacity Design
Cage	M1	Two Piece Brass Cage Roller Guided
Radial internal clearance	CN (Group N)	Normal internal clearance
Tolerance class	PN	Normal (ISO 492:2023)
Number of rows	1	Single-row design

## Main Dimensions &amp; Performance Data

d	50 mm	Bore diameter
D	90 mm	Outside diameter
B	20 mm	Width
$C_r$	75.000 N	Basic dynamic load rating, radial
$C_{0r}$	69.000 N	Basic static load rating, radial
$C_{ur}$	9.000 N	Fatigue load limit, radial
$n_G$	14.500 1/min	Limiting speed
$n_{gr}$	6.600 1/min	Reference speed
$m$	0,525 kg	Weight



### Mounting dimensions

$d_{a \min}$	57 mm	Minimum diameter shaft shoulder
$d_{a \max}$	58 mm	Maximum diameter of shaft shoulder
$d_{b \min}$	62 mm	Minimum shaft shoulder
$D_{a \max}$	83 mm	Maximum diameter of housing shoulder
$r_{a \max}$	1 mm	Maximum recess radius
$r_{a1 \max}$	1 mm	Maximum recess radius







### Dimensions

$r_{\min}$	1,1 mm	Minimum chamfer dimension
$r_{1 \min}$	1,1 mm	Minimum chamfer dimension
s	1,3 mm	Axial displacement
E	81,5 mm	Raceway diameter outer ring
F	59,5 mm	Raceway diameter inner ring
$D_{1 \min}$	78,32 mm	Minimum rib diameter outer ring

### Temperature range

$T_{\min}$	-30 °C	Operating temperature min.
$T_{\max}$	150 °C	Operating temperature max.

### Characteristics

	Radial load
	Grease Lubrication
	Oil Lubrication
	Not sealed
	Current insulated
	Large bearing