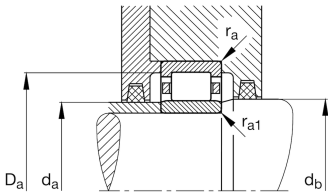


**FAG****NU2248-EX-TB-M1** [↗](#)

Cylindrical roller bearing

Cylindrical roller bearings NU22...-E, main dimensions to DIN 5412-1, non-locating bearing, separable, with cage, Running accuracy in P6

Technical information

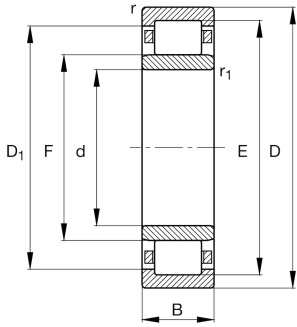


Your current product variant

Design	EX	Increased Capacity Design Design Modified
Cage	M1	Two Piece Brass Cage Roller Guided
Number of rows	1	Single-row design

Main Dimensions & Performance Data

d	240 mm	Bore diameter
D	440 mm	Outside diameter
B	120 mm	Width
C _r	1.850.000 N	Basic dynamic load rating, radial
C _{0r}	2.800.000 N	Basic static load rating, radial
C _{ur}	295.000 N	Fatigue load limit, radial
n _G	2.250 1/min	Limiting speed
n _{gr}	900 1/min	Reference speed
m	81,5 kg	Weight



Mounting dimensions

$d_{a \min}$	257 mm	Minimum diameter shaft shoulder
$d_{a \max}$	284,5 mm	Maximum diameter of shaft shoulder
$d_{b \min}$	289,5 mm	Minimum shaft shoulder
$D_{a \max}$	423 mm	Maximum diameter of housing shoulder
$r_{a \max}$	3 mm	Maximum recess radius
$r_{a1 \max}$	3 mm	Maximum recess radius






Dimensions

r_{\min}	4 mm	Minimum chamfer dimension
$r_{1 \min}$	4 mm	Minimum chamfer dimension
s	10,2 mm	Axial displacement
E	399 mm	Raceway diameter outer ring
F	287 mm	Raceway diameter inner ring
$D_{1 \min}$	376,6 mm	Minimum rib diameter outer ring

Temperature range

T_{\min}	-30 °C	Operating temperature min.
T_{\max}	150 °C	Operating temperature max.

Characteristics

-  Radial load
-  Grease Lubrication
-  Oil Lubrication
-  Not sealed
-  Large bearing