

**FAG****NJ203-E-XL-TVP2-C4**

Cylindrical roller bearing

Cylindrical roller bearing NJ..-E-XL-TVP2, with cage, single row, semi-locating bearing, 2 ribs on outer ring, 1 rib on inner ring, type NJ

## Technical information



## Your current product variant

|                           |              |                                   |
|---------------------------|--------------|-----------------------------------|
| Design                    | E            | Increased Capacity Design         |
| Cage                      | TVP2         | Solid Window Cage made from PA66  |
| Radial internal clearance | C4 (Group 4) | Internal clearance larger than C3 |
| Tolerance class           | PN           | Normal (PN)                       |
| Number of rows            | 1            | Single-row design                 |

## Main Dimensions &amp; Performance Data

|          |              |                                   |
|----------|--------------|-----------------------------------|
| d        | 17 mm        | Bore diameter                     |
| D        | 40 mm        | Outside diameter                  |
| B        | 12 mm        | Width                             |
| $C_r$    | 20.800 N     | Basic dynamic load rating, radial |
| $C_{0r}$ | 14.600 N     | Basic static load rating, radial  |
| $C_{ur}$ | 2.220 N      | Fatigue load limit, radial        |
| $n_G$    | 26.500 1/min | Limiting speed                    |
| $n_{gr}$ | 15.300 1/min | Reference speed                   |
| $m$      | 0,072 kg     | Weight                            |



### Mounting dimensions

|              |         |                                      |
|--------------|---------|--------------------------------------|
| $d_{a \min}$ | 21 mm   | Minimum diameter shaft shoulder      |
| $d_{a \max}$ | 21,5 mm | Maximum diameter of shaft shoulder   |
| $D_{a \max}$ | 36 mm   | Maximum diameter of housing shoulder |
| $d_{c \min}$ | 28 mm   | Minimum shaft shoulder               |
| $r_{a \max}$ | 0,6 mm  | Maximum recess radius                |






### Dimensions

|              |         |                                 |
|--------------|---------|---------------------------------|
| $r_{\min}$   | 0,6 mm  | Minimum chamfer dimension       |
| $r_{1 \min}$ | 0,3 mm  | Minimum chamfer dimension       |
| s            | 1,2 mm  | Axial displacement              |
| E            | 35,1 mm | Raceway diameter outer ring     |
| F            | 22,1 mm | Raceway diameter inner ring     |
| $D_{1 \min}$ | 32,5 mm | Minimum rib diameter outer ring |
| $d_1$        | 24,7 mm | Maximum rib diameter inner ring |

### Temperature range

|            |        |                            |
|------------|--------|----------------------------|
| $T_{\min}$ | -30 °C | Operating temperature min. |
| $T_{\max}$ | 120 °C | Operating temperature max. |

### Characteristics

-   $F_r$  Radial load
-   $F_a$  Axial load in one direction
-  Grease Lubrication
-  Oil Lubrication
-  Not sealed