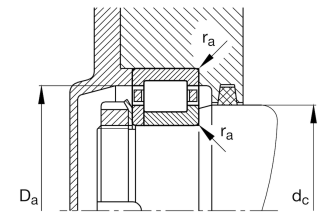
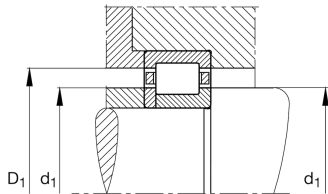
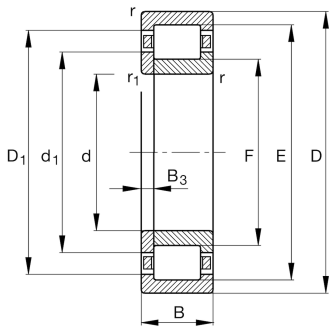


**FAG****NUP240-E-M1**

Cylindrical roller bearing

Cylindrical roller bearing NUP..-E-M1, with cage, single row, locating bearing, 2 ribs on outer ring, 1 rib on inner ring, rib washer internal, type NUP

Technical information

**Your current product variant**

Design	E	Increased Capacity Design
Cage	M1	Two Piece Brass Cage Roller Guided
Radial internal clearance	CN (Group N)	Normal internal clearance
Tolerance class	PN	Normal (PN)
Number of rows	1	Single-row design

Main Dimensions & Performance Data

d	200 mm	Bore diameter
D	360 mm	Outside diameter
B	58 mm	Width
C_r	750.000 N	Basic dynamic load rating, radial
C_{0r}	1.040.000 N	Basic static load rating, radial
C_{ur}	124.000 N	Fatigue load limit, radial
n_G	2.900 1/min	Limiting speed
n_{gr}	1.600 1/min	Reference speed
$\approx m$	28,3 kg	Weight



Mounting dimensions

d_1	257,6 mm	Maximum rib diameter inner ring
$D_{1 \text{ min}}$	311,5 mm	Minimum rib diameter outer ring
$d_{a \text{ min}}$	217 mm	Minimum diameter shaft shoulder
$d_{c \text{ min}}$	261 mm	Minimum shaft shoulder
$D_{a \text{ max}}$	343 mm	Maximum diameter of housing shoulder
$r_{a \text{ max}}$	3 mm	Maximum recess radius

Dimensions

r_{min}	4 mm	Minimum chamfer dimension
$r_{1 \text{ min}}$	4 mm	Minimum chamfer dimension
E	323 mm	Raceway diameter outer ring
F	243 mm	Raceway diameter inner ring
B_3	9 mm	Width of loose rib

Temperature range

T_{min}	-30 °C	Operating temperature min.
T_{max}	150 °C	Operating temperature max.

Characteristics



Radial load



Axial load in one direction



Axial load in two directions



Grease Lubrication



Oil Lubrication



Not sealed



Large bearing