



FAG

NUP236-E-XL-M1

Cylindrical roller bearing

Cylindrical roller bearing NUP.-E-XL-M1, with cage, single row, locating bearing, 2 ribs on outer ring, 1 rib on inner ring, rib washer internal, type NUP

X-life

Technical information



Your current product variant

Design	E	Increased Capacity Design
Cage	M1	Two Piece Brass Cage Roller Guided
Radial internal clearance	CN (Group N)	Normal internal clearance
Tolerance class	PN	Normal (ISO 492:2023)
Number of rows	1	Single-row design

Main Dimensions & Performance Data

d	180 mm	Bore diameter
D	320 mm	Outside diameter
B	52 mm	Width
C _r	730.000 N	Basic dynamic load rating, radial
C _{0r}	830.000 N	Basic static load rating, radial
C _{ur}	124.000 N	Fatigue load limit, radial
n _G	3.750 1/min	Limiting speed
n _{gr}	1.850 1/min	Reference speed
≈m	19,3 kg	Weight



Mounting dimensions

d_1	230,2 mm	Maximum rib diameter inner ring
$D_{1 \text{ min}}$	278,6 mm	Minimum rib diameter outer ring
$d_{a \text{ min}}$	197 mm	Minimum diameter shaft shoulder
$d_{c \text{ min}}$	233 mm	Minimum shaft shoulder
$D_{a \text{ max}}$	303 mm	Maximum diameter of housing shoulder
$r_{a \text{ max}}$	3 mm	Maximum recess radius








Dimensions

r_{min}	4 mm	Minimum chamfer dimension
$r_{1 \text{ min}}$	4 mm	Minimum chamfer dimension
E	289 mm	Raceway diameter outer ring
F	217 mm	Raceway diameter inner ring
B_3	8 mm	Width of loose rib

Temperature range

T_{min}	-30 °C	Operating temperature min.
T_{max}	150 °C	Operating temperature max.

Characteristics

	Radial load
	Axial load in one direction
	Axial load in two directions
	Grease Lubrication
	Oil Lubrication
	Not sealed
	Large bearing