

**SL1818/670-E-TB-BR-CN/3L** [↗](#)

Cylindrical roller bearing

Cylindrical roller bearing, SL1818..-E-TB
full complement roller set, single row, semi-
locating bearing, 1 rib on outer ring, 2 ribs on
inner ring, type SL18

Technical information

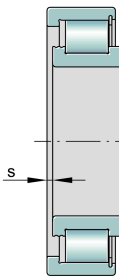


Your current product variant

Design	TB	Bearings with increased axial load capacity
Tolerance class	PN	Normal (PN)
Number of rows	1	Single-row design

Main Dimensions & Performance Data

d	670 mm	Bore diameter
D	820 mm	Outside diameter
B	69 mm	Width
C_r	1.450.000 N	Basic dynamic load rating, radial
C_{0r}	3.300.000 N	Basic static load rating, radial
C_{ur}	295.000 N	Fatigue load limit, radial
n_G	405 1/min	Limiting speed
n_{gr}	242 1/min	Reference speed
m	72 kg	Weight





Mounting dimensions

$d_{a \min}$	716,5 mm	Minimum diameter shaft shoulder
$d_{c \min}$	716,5 mm	Minimum shaft shoulder
$D_{a \max}$	761,5 mm	Maximum diameter of housing shoulder
$D_{e \min}$	779,5 mm	Minimum diameter of housing shoulder
$r_{a \max}$	4 mm	Maximum recess radius
E	779,5 mm	Raceway diameter outer ring







Dimensions

r_{\min}	4 mm	Minimum chamfer dimension
s	7,5 mm	Axial displacement
d_1	716,5 mm	Maximum rib diameter inner ring
$D_1 \min$	761,9 mm	Minimum rib diameter outer ring

Temperature range

T_{\min}	-30 °C	Operating temperature min.
T_{\max}	120 °C	Operating temperature max.

Characteristics

	Radial load
	Axial load in one direction
	Grease Lubrication
	Oil Lubrication
	Not sealed
	Large bearing