

**SL185014-A-C3**

## Cylindrical roller bearing

Cylindrical roller bearing SL1850..-A, full complement roller set, two-row, semi-locating bearing, 1 rib on outer ring, 3 ribs on inner ring, type SL18

## Technical information



## Your current product variant

|                           |              |                                   |
|---------------------------|--------------|-----------------------------------|
| Design                    | A            | Internal Variant A                |
| Radial internal clearance | C3 (Group 3) | Internal clearance larger than CN |
| Tolerance class           | PN           | Normal (PN)                       |
| Number of rows            | 2            | Double-row design                 |

## Main Dimensions &amp; Performance Data

|             |             |                                   |
|-------------|-------------|-----------------------------------|
| d           | 70 mm       | Bore diameter                     |
| D           | 110 mm      | Outside diameter                  |
| B           | 54 mm       | Width                             |
| $C_r$       | 233.000 N   | Basic dynamic load rating, radial |
| $C_{0r}$    | 350.000 N   | Basic static load rating, radial  |
| $C_{ur}$    | 48.500 N    | Fatigue load limit, radial        |
| $n_G$       | 3.750 1/min | Limiting speed                    |
| $n_{gr}$    | 2.650 1/min | Reference speed                   |
| $\approx m$ | 1,78 kg     | Weight                            |





### Mounting dimensions

|               |         |                                      |
|---------------|---------|--------------------------------------|
| $d_{c \min}$  | 81,5 mm | Minimum shaft shoulder               |
| $d_{a \min}$  | 81,5 mm | Minimum diameter shaft shoulder      |
| $D_{a \max}$  | 95,5 mm | Maximum diameter of housing shoulder |
| $r_{a \max}$  | 1,1 mm  | Maximum recess radius                |
| $r_{a1 \max}$ | 2 mm    | Maximum recess radius                |
| $D_{e \min}$  | 95,5 mm | Minimum diameter of housing shoulder |






### Dimensions

|              |           |                                 |
|--------------|-----------|---------------------------------|
| $r_{\min}$   | 1,1 mm    | Minimum chamfer dimension       |
| $r_{1 \min}$ | 2 mm      | Minimum chamfer dimension       |
| s            | 3 mm      | Axial displacement              |
| C            | 27 mm     | Distance to lubrication hole    |
| $d_1$        | 81,5 mm   | Maximum rib diameter inner ring |
| $D_1 \min$   | 95,5 mm   | Minimum rib diameter outer ring |
| E            | 100,28 mm | Raceway diameter outer ring     |

### Temperature range

|            |        |                            |
|------------|--------|----------------------------|
| $T_{\min}$ | -30 °C | Operating temperature min. |
| $T_{\max}$ | 120 °C | Operating temperature max. |

### Characteristics

|   |                             |
|---|-----------------------------|
|  | Radial load                 |
|  | Axial load in one direction |
|  | Grease Lubrication          |
|  | Oil Lubrication             |
|  | Not sealed                  |