

**FAG****32328-A**

Tapered roller bearing

Tapered roller bearings 323, main dimensions acc. to DIN 720, separable

Technical information

**Your current product variant**

Tolerance class	PN	Normal (ISO 492:2023)
Heat treatment	Standard	
Cage	Standard	Sheet steel cage, window cage, roller-guided
Internal design	Standard	
Quality level	Standard	
Number of rows	1	Single-row design

Main Dimensions & Performance Data

d	140 mm	Bore diameter
D	300 mm	Outside diameter
B	102 mm	Width, inner ring
C	85 mm	Width, outer ring
T	107,75 mm	Width, total
C_r	1.170.000 N	Basic dynamic load rating, radial
C_{0r}	1.710.000 N	Basic static load rating, radial
C_{ur}	202.000 N	Fatigue load limit, radial
n_G	2.270 1/min	Limiting speed
n_{gr}	1.450 1/min	Thermal speed rating
$\approx m$	44,5 kg	Weight



Mounting dimensions

$d_{a \max}$	170 mm	Maximum diameter of shaft shoulder
$d_{b \min}$	157 mm	Minimum diameter of shaft shoulder
$D_{a \min}$	247 mm	Minimum diameter of housing shoulder
$D_{a \max}$	282 mm	Maximum diameter of housing shoulder
$D_{b \min}$	280 mm	Minimum diameter of housing shoulder
$C_{a \min}$	10 mm	Minimum axial space
$C_{b \min}$	22,5 mm	Minimum axial space
$r_{a \max}$	5 mm	Maximum fillet radius of shaft
$r_{b \max}$	4 mm	Maximum fillet radius of housing

Dimensions

$r_{1, 2 \min}$	5 mm	Minimum chamfer dimension of inner ring back face
$r_{3, 4 \min}$	4 mm	Minimum chamfer dimension of outer ring back face
a	74 mm	Distance between the apexes of the pressure cones
d_1	215 mm	Guidance rib diameter of inner ring

Temperature range





T_{\min}	-30 °C	Operating temperature min.
T_{\max}	200 °C	Operating temperature max.

Calculation factors

e	0,35	Limiting value of F_a/F_r for the applicability of diff. Values of factors X and Y
Y	1,74	Dynamic axial load factor
Y_0	0,96	Static axial load factor



Characteristics

-  Radial load
-  Axial load in one direction
-  Grease Lubrication
-  Oil Lubrication
-  Not sealed