

**FAG****32021-X-XL-S1**

Tapered roller bearing

Tapered roller bearings 320, main dimensions
acc. to DIN 720, separable**X-life**

Technical information

Your current product variant

Tolerance class	P6X	Class 6X (ISO 492:2023)
Heat treatment	S1	Rings dimensional stabilized up to 200°
Cage	Standard	Sheet steel cage, window cage, roller-guided
Quality level	XL	X-life
Number of rows	1	Single-row design

Main Dimensions & Performance Data

d	105 mm	Bore diameter
D	160 mm	Outside diameter
B	35 mm	Width, inner ring
C	26 mm	Width, outer ring
T	35 mm	Width, total
C_r	238.000 N	Basic dynamic load rating, radial
C_{0r}	330.000 N	Basic static load rating, radial
C_{ur}	51.000 N	Fatigue load limit, radial
n_G	5.100 1/min	Limiting speed
n_{gr}	2.800 1/min	Thermal speed rating
$\approx m$	2,37 kg	Weight





Mounting dimensions

$d_{a \max}$	116 mm	Maximum diameter of shaft shoulder
$d_{b \min}$	115 mm	Minimum diameter of shaft shoulder
$D_{a \min}$	143 mm	Minimum diameter of housing shoulder
$D_{a \max}$	150 mm	Maximum diameter of housing shoulder
$D_{b \min}$	154 mm	Minimum diameter of housing shoulder
$C_{a \min}$	6 mm	Minimum axial space
$C_{b \min}$	9 mm	Minimum axial space
$r_{a \max}$	2,5 mm	Maximum fillet radius of shaft
$r_{b \max}$	2 mm	Maximum fillet radius of housing

Dimensions

$r_{1, 2 \min}$	2,5 mm	Minimum chamfer dimension of inner ring back face
$r_{3, 4 \min}$	2 mm	Minimum chamfer dimension of outer ring back face
a	35 mm	Distance between the apexes of the pressure cones
d_1	133,7 mm	Guidance rib diameter of inner ring

Temperature range

T_{\min}	-30 °C	Operating temperature min.
T_{\max}	200 °C	Operating temperature max.

Calculation factors

e	0,44	Limiting value of F_a/F_r for the applicability of diff. Values of factors X and Y
Y	1,35	Dynamic axial load factor
Y_0	0,74	Static axial load factor






Additional information

T4DC105

Comparative designation to ISO 10317 and ISO 355



Characteristics

-  Radial load
-  Axial load in one direction
-  Grease Lubrication
-  Oil Lubrication
-  Not sealed