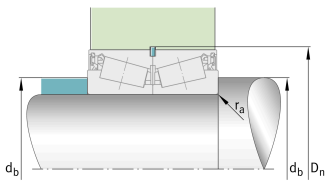
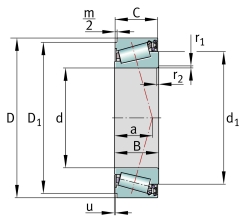


**FAG****JK0S030**

Tapered roller bearing

Tapered roller bearings JK0S, integral tapered roller bearings, lip seal on one side, diameter series 0

Technical information



Your current product variant

Tolerance class	PN	Normal (ISO 492:2023)
Heat treatment	Standard	
Cage	TVP	Cage made of glass-fiber reinforced plastic, window cage
Number of rows	1	Single-row design

Main Dimensions & Performance Data

d	30 mm	Bore diameter
D	55 mm	Outside diameter
B	19 mm	Width, inner ring
C	18,5 mm	Width, outer ring
C_r	38.500 N	Basic dynamic load rating, radial
C_{0r}	46.500 N	Basic static load rating, radial
C_{ur}	5.300 N	Fatigue load limit, radial
n_G	6.100 1/min	Limiting speed
F_{BR}	15.700 N	Load carrying capacity of snap ring connection
	7.700 N	Maximum axial clamping force
$\approx m$	185,3 g	Weight



Mounting dimensions

$d_{a \max}$	35 mm	Maximum diameter of shaft shoulder
$d_{b \min}$	36 mm	Minimum diameter of shaft shoulder
$r_{a \max}$	1 mm	Maximum fillet radius of shaft
D_n	56,5 mm	Groove diameter at housing
ΔD_n	0,19 mm	Upper limit deviation

Dimensions

$r_{1,2 \min}$	1 mm	Minimum chamfer dimension of inner ring back face
D_1	51,4 mm	Diameter of groove
$m/2$	0,75 mm	Width of groove
a	15 mm	Distance between the apexes of the pressure cones
d_1	43,6 mm	Guidance rib diameter of inner ring
u	0,02 mm	Stand out inner to outer ring
Δu	0,05 mm	Upper limit deviation

Temperature range

T_{\min}	-30 °C	Operating temperature min.
T_{\max}	110 °C	Operating temperature max.

Calculation factors

e	0,43	Limiting value of F_a/F_r for the applicability of diff. Values of factors X and Y
Y	1,4	Dynamic axial load factor
Y_0	0,77	Static axial load factor

Additional information

BR55

Snap ring



Characteristics



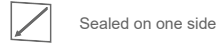
Radial load



Axial load in one direction



Grease Lubrication



Sealed on one side