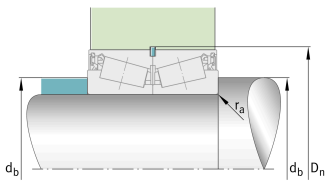
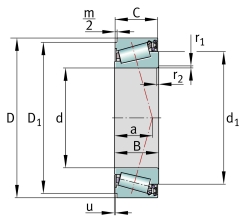


**FAG****JKOS060**

## Tapered roller bearing

Tapered roller bearings JKOS, integral tapered roller bearings, lip seal on one side, diameter series 0

## Technical information



## Your current product variant

Tolerance class	PN	Normal (ISO 492:2023)
Heat treatment	Standard	
Cage	TVP	Cage made of glass-fiber reinforced plastic, window cage
Number of rows	1	Single-row design

## Main Dimensions &amp; Performance Data

d	60 mm	Bore diameter
D	95 mm	Outside diameter
B	26 mm	Width, inner ring
C	25 mm	Width, outer ring
$C_r$	82.000 N	Basic dynamic load rating, radial
$C_{0r}$	123.000 N	Basic static load rating, radial
$C_{ur}$	15.200 N	Fatigue load limit, radial
$n_G$	3.350 1/min	Limiting speed
$F_{BR}$	59.300 N	Load carrying capacity of snap ring connection
	16.400 N	Maximum axial clamping force
$\approx m$	0,651 kg	Weight



### Mounting dimensions

$d_{a \max}$	67 mm	Maximum diameter of shaft shoulder
$d_{b \min}$	67 mm	Minimum diameter of shaft shoulder
$r_{a \max}$	1,5 mm	Maximum fillet radius of shaft
$D_n$	97 mm	Groove diameter at housing
$\Delta D_n$	0,22 mm	Upper limit deviation

### Dimensions

$r_{1,2 \min}$	1,5 mm	Minimum chamfer dimension of inner ring back face
$D_1$	89,3 mm	Diameter of groove
$m/2$	1,25 mm	Width of groove
$a$	23 mm	Distance between the apexes of the pressure cones
$d_1$	79,5 mm	Guidance rib diameter of inner ring
$u$	0,03 mm	Stand out inner to outer ring
$\Delta u$	0,05 mm	Upper limit deviation

### Temperature range

$T_{\min}$	-30 °C	Operating temperature min.
$T_{\max}$	110 °C	Operating temperature max.

### Calculation factors

$e$	0,43	Limiting value of $F_a/F_r$ for the applicability of diff. Values of factors X and Y
$Y$	1,4	Dynamic axial load factor
$Y_0$	0,77	Static axial load factor

### Additional information

BR95

Snap ring

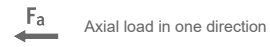


### Characteristics

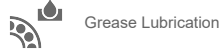
---



Radial load



Axial load in one direction



Grease Lubrication



Sealed on one side