

**FAG****30212-XL-DF-A75-110**

Tapered roller bearing set

Tapered roller bearing set 302...-DF, X-arrangement

X-life

Technical information

**Your current product variant**

Tolerance class	PN	Normal (ISO 492:2014)
Heat treatment	Standard	
Cage	Standard	Sheet steel cage, window cage, roller-guided
Axial internal clearance	A75-110	Axial internal clearance between 75 and 110 µm
Quality level	XL	X-life
Matched arrangement	F	X arrangement
Number of rows	2	Double-row design

Main Dimensions & Performance Data

d	60 mm	Bore diameter
D	110 mm	Outside diameter
2B	44 mm	Inner ring total width
2T	47,5 mm	Outer ring total width
C _r	220.000 N	Basic dynamic load rating, radial
C _{0r}	246.000 N	Basic static load rating, radial
C _{ur}	37.500 N	Fatigue load limit, radial
n _G	8.200 1/min	Limiting speed
n _{gr}	4.250 1/min	Thermal speed rating
≈m	1,9 kg	Weight



Mounting dimensions

$d_{a \max}$	70 mm	Maximum diameter of shaft shoulder
$D_{a \min}$	96 mm	Minimum diameter of housing shoulder
$D_{a \max}$	101 mm	Maximum diameter of housing shoulder
$C_{a \min}$	4 mm	Minimum axial space
$r_{b \max}$	1,5 mm	Maximum fillet radius of housing

Dimensions

$r_{3,4 \min}$	1,5 mm	Minimum chamfer dimension of outer ring back face
A	9,5 mm	Width of spacer







Temperature range

T_{\min}	-30 °C	Operating temperature min.
T_{\max}	120 °C	Operating temperature max.

Calculation factors

e	0,41	Limiting value of F_a/F_r for the applicability of diff. Values of factors X and Y
Y_1	1,67	Dynamic axial load factor
Y_2	2,48	Dynamic axial load factor
Y_0	1,63	Static axial load factor

Characteristics

	Radial load
	Axial load in one direction
	Axial load in two directions
	Grease Lubrication
	Oil Lubrication
	Not sealed