



FAG

32048-X-XL-DF-A450-500 [↗](#)

Tapered roller bearing set

Tapered roller bearing set 320...DF, X-arrangement

X-life

Technical information



Your current product variant

Tolerance class	PN	Normal (ISO 492:2023)
Heat treatment	Standard	
Cage	Standard	Sheet steel cage, window cage, roller-guided
Axial internal clearance	A450-500	Axial internal clearance between 450 and 500 µm
Quality level	XL	X-life
Matched arrangement	F	X arrangement
Number of rows	2	Double-row design

Main Dimensions & Performance Data

d	240 mm	Bore diameter
D	360 mm	Outside diameter
2B	152 mm	Inner ring total width
2T	152 mm	Outer ring total width
C_r	1.820.000 N	Basic dynamic load rating, radial
C_{0r}	3.350.000 N	Basic static load rating, radial
C_{ur}	420.000 N	Fatigue load limit, radial
n_G	2.150 1/min	Limiting speed
n_{gr}	870 1/min	Thermal speed rating
$\approx m$	54 kg	Weight





Mounting dimensions

$d_{a \max}$	261 mm	Maximum diameter of shaft shoulder
$D_{a \min}$	318 mm	Minimum diameter of housing shoulder
$D_{a \max}$	346 mm	Maximum diameter of housing shoulder
$C_{a \min}$	12 mm	Minimum axial space
$r_{b \max}$	3 mm	Maximum fillet radius of housing

Dimensions

$r_{3,4 \min}$	3 mm	Minimum chamfer dimension of outer ring back face
A	38 mm	Width of spacer








Temperature range

T_{\min}	-30 °C	Operating temperature min.
T_{\max}	200 °C	Operating temperature max.

Calculation factors

e	0,46	Limiting value of F_a/F_r for the applicability of diff. Values of factors X and Y
Y_1	1,47	Dynamic axial load factor
Y_2	2,19	Dynamic axial load factor
Y_0	1,44	Static axial load factor

Characteristics

	Radial load
	Axial load in one direction
	Axial load in two directions
	Grease Lubrication
	Oil Lubrication
	Not sealed
	Large bearing