



FAG

32244-XL-DF-A400-450

Tapered roller bearing set

Tapered roller bearing set 322...-DF, X-arrangement

X-life

Technical information



Your current product variant

Tolerance class	PN	Normal (ISO 492:2023)
Heat treatment	Standard	
Cage	Standard	Sheet steel cage, window cage, roller-guided
Axial internal clearance	A400-450	Axial internal clearance between 400 and 450 µm
Quality level	XL	X-life
Matched arrangement	F	X arrangement
Number of rows	2	Double-row design

Main Dimensions & Performance Data

d	220 mm	Bore diameter
D	400 mm	Outside diameter
2B	216 mm	Inner ring total width
2T	228 mm	Outer ring total width
C_r	3.100.000 N	Basic dynamic load rating, radial
C_{0r}	5.100.000 N	Basic static load rating, radial
C_{ur}	620.000 N	Fatigue load limit, radial
n_G	1.980 1/min	Limiting speed
n_{gr}	750 1/min	Thermal speed rating
$\approx m$	123 kg	Weight





Mounting dimensions

$d_{a \max}$	258 mm	Maximum diameter of shaft shoulder
$D_{a \min}$	336 mm	Minimum diameter of housing shoulder
$D_{a \max}$	382 mm	Maximum diameter of housing shoulder
$C_{a \min}$	12 mm	Minimum axial space
$r_{b \max}$	4 mm	Maximum fillet radius of housing

Dimensions

$r_{3,4 \min}$	4 mm	Minimum chamfer dimension of outer ring back face
A	48 mm	Width of spacer








Temperature range

T_{\min}	-30 °C	Operating temperature min.
T_{\max}	200 °C	Operating temperature max.

Calculation factors

e	0,43	Limiting value of F_a/F_r for the applicability of diff. Values of factors X and Y
Y_1	1,55	Dynamic axial load factor
Y_2	2,31	Dynamic axial load factor
Y_0	1,52	Static axial load factor

Characteristics

	Radial load
	Axial load in one direction
	Axial load in two directions
	Grease Lubrication
	Oil Lubrication
	Not sealed
	Large bearing