

## Technical information



### Your current product variant

Design	E1	Without central rip
Bore type	Z	Cylindrical
Cage	TVPB	Plastic cage
Radial internal clearance	C2 (Group 2)	Internal clearance smaller than CN
Relubrication facility	Standard	

### Main Dimensions & Performance Data

d	140 mm	Bore diameter
D	210 mm	Outside diameter
B	53 mm	Width
$C_r$	570.000 N	Basic dynamic load rating, radial
$C_{0r}$	800.000 N	Basic static load rating, radial
$C_{ur}$	77.000 N	Fatigue load limit, radial
$n_G$	3.450 1/min	Limiting speed
$n_{gr}$	2.390 1/min	Reference speed
$m$	5,999 kg	Weight



### Mounting dimensions

$d_{a \min}$	148,8 mm	Minimum diameter shaft shoulder
$D_{a \max}$	201,2 mm	Maximum diameter of housing shoulder
$r_{a \max}$	2 mm	Maximum recess radius

### Dimensions

$r_{\min}$	2 mm	Minimum chamfer dimension
$D_1$	192,3 mm	Bore diameter outer ring
$d_2$	155,4 mm	Raceway diameter of the inner ring
$d_s$	4,8 mm	Diameter lubrication hole
$n_s$	9,5 mm	Width of lubricating groove

### Temperature range

$T_{\min}$	-30 °C	Operating temperature min.
$T_{\max}$	120 °C	Operating temperature max.









### Calculation factors

$e$	0,22	Limiting value of $F_a/F_r$ for the applicability of diff. Values of factors X and Y
$Y_1$	3,07	Dynamic axial load factor
$Y_2$	4,57	Dynamic axial load factor
$Y_0$	3	Static axial load factor



### Characteristics

---

-  Radial load
-  Axial load in one direction
-  Axial load in two directions
-  Grease Lubrication
-  Oil Lubrication
-  Not sealed
-  Static angular error and misalignment
-  Dynamic angular error and misalignment