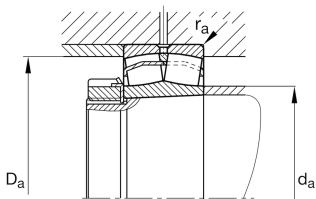


## Technical information



### Your current product variant

Design	BE	With lose center lip ring
Bore type	K	Tapered, taper 1:12
Cage	JPB	Sheet metal cage
Radial internal clearance	CN (Group N)	Normal internal clearance
Relubrication	Standard	

### Main Dimensions & Performance Data

d	280 mm	Bore diameter
D	420 mm	Outside diameter
B	106 mm	Width
$C_r$	1.780.000 N	Basic dynamic load rating, radial
$C_{0r}$	2.850.000 N	Basic static load rating, radial
$C_{ur}$	260.000 N	Fatigue load limit, radial
$n_G$	1.740 1/min	Limiting speed
$n_{gr}$	1.090 1/min	Reference speed
$\approx m$	48,59 kg	Weight



### Mounting dimensions

$d_{a \min}$	294,6 mm	Minimum diameter shaft shoulder
$d_{a \max}$	310 mm	Maximum diameter of shaft shoulder
$D_{a \max}$	405,4 mm	Maximum diameter of housing shoulder
$r_{a \max}$	3 mm	Maximum recess radius
$d_{b \min}$	292 mm	Minimum cavity diameter of the sleeve
$B_{a \min}$	12 mm	Minimum cavity width of the sleeve

### Dimensions

$r_{\min}$	4 mm	Minimum chamfer dimension
$D_1$	379,2 mm	Bore diameter outer ring
$d_2$	314,3 mm	Raceway diameter of the inner ring
$d_s$	9,5 mm	Diameter lubrication hole
$n_s$	17,7 mm	Width of lubricating groove

### Temperature range

$T_{\min}$	-30 °C	Operating temperature min.
$T_{\max}$	200 °C	Operating temperature max.

### Calculation factors

$e$	0,22	Limiting value of $F_a/F_r$ for the applicability of diff. Values of factors X and Y
$Y_1$	3,01	Dynamic axial load factor
$Y_2$	4,48	Dynamic axial load factor
$Y_0$	2,94	Static axial load factor










### Additional information

H3056	Adapter sleeve
AH3056	Withdrawal sleeve



### Characteristics

---

-  Radial load
-  Axial load in one direction
-  Axial load in two directions
-  Grease Lubrication
-  Oil Lubrication
-  Not sealed
-  Large bearing
-  Static angular error and misalignment
-  Dynamic angular error and misalignment