

## Technical information



### Your current product variant

Design	BE	With lose center lip ring
Bore type	Z	Cylindrical
Cage	JPB	Sheet metal cage
Radial internal clearance	C3 (Group 3)	Internal clearance larger than CN
Relubrication	Standard	

### Main Dimensions & Performance Data

d	300 mm	Bore diameter
D	460 mm	Outside diameter
B	160 mm	Width
$C_r$	2.850.000 N	Basic dynamic load rating, radial
$C_{0r}$	4.900.000 N	Basic static load rating, radial
$C_{ur}$	435.000 N	Fatigue load limit, radial
$n_G$	1.250 1/min	Limiting speed
$n_{gr}$	720 1/min	Reference speed
$\approx m$	95,065 kg	Weight



### Mounting dimensions

$d_{a \min}$	314,6 mm	Minimum diameter shaft shoulder
$D_{a \max}$	445,4 mm	Maximum diameter of housing shoulder
$r_{a \max}$	3 mm	Maximum recess radius

### Dimensions

$r_{\min}$	4 mm	Minimum chamfer dimension
$D_1$	403 mm	Bore diameter outer ring
$d_2$	334,8 mm	Raceway diameter of the inner ring
$d_s$	8 mm	Diameter lubrication hole
$n_s$	15 mm	Width of lubricating groove

### Temperature range

$T_{\min}$	-30 °C	Operating temperature min.
$T_{\max}$	200 °C	Operating temperature max.










### Calculation factors

$e$	0,32	Limiting value of $F_a/F_r$ for the applicability of diff. Values of factors X and Y
$Y_1$	2,12	Dynamic axial load factor
$Y_2$	3,15	Dynamic axial load factor
$Y_0$	2,07	Static axial load factor



### Characteristics

---

-  Radial load
-  Axial load in one direction
-  Axial load in two directions
-  Grease Lubrication
-  Oil Lubrication
-  Not sealed
-  Large bearing
-  Static angular error and misalignment
-  Dynamic angular error and misalignment