



FAG

**24036-BE-XL-2VSR-C4**

## Spherical Roller Bearing

Sealed spherical roller bearings 240..-  
BE-2VSR, lip seals on both sides, for  
continuous casting machines

X-life

## Technical information



## Your current product variant

Design	BE	With lose center lip ring
Bore type	Z	Cylindrical
Cage	JPB	Sheet metal cage
Radial internal clearance	C4 (Group 4)	Internal clearance larger than C3
Relubrication	Standard	
Type of Seal	2VSR	Seals on both sides, high temperature

## Main Dimensions &amp; Performance Data

d	180 mm	Bore diameter
D	280 mm	Outside diameter
B	100 mm	Width
$C_r$	1.130.000 N	Basic dynamic load rating, radial
$C_{0r}$	1.770.000 N	Basic static load rating, radial
$C_{ur}$	185.000 N	Fatigue load limit, radial
$n_G$	550 1/min	Limiting speed
$\approx m$	22,8 kg	Weight



### Mounting dimensions

$d_{a \min}$	190,2 mm	Minimum diameter shaft shoulder
$D_{a \max}$	269,8 mm	Maximum diameter of housing shoulder
$r_{a \max}$	2,1 mm	Maximum recess radius

### Dimensions

$r_{\min}$	2,1 mm	Minimum chamfer dimension
$D_1$	259,6 mm	Bore diameter outer ring
$d_2$	195,6 mm	Raceway diameter of the inner ring
$d_s$	4,8 mm	Diameter lubrication hole
$n_s$	9,5 mm	Width of lubricating groove

### Temperature range

$T_{\min}$	-30 °C	Operating temperature min.
$T_{\max}$	180 °C	Operating temperature max.






### Calculation factors

$e$	0,32	Limiting value of $F_a/F_r$ for the applicability of diff. Values of factors X and Y
$Y_1$	2,1	Dynamic axial load factor
$Y_2$	3,13	Dynamic axial load factor
$Y_0$	2,06	Static axial load factor



### Characteristics

---

-  Radial load
-  Axial load in one direction
-  Axial load in two directions
-  Lifetime lubrication, freedom from maintenance
-  Grease Lubrication
-  Sealed on both sides
-  Static angular error and misalignment
-  Dynamic angular error and misalignment