



FAG

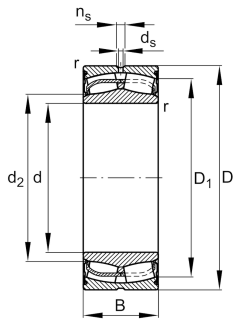
**24030-BE-XL-2VSR-H40-C4**

Spherical Roller Bearing

Spherical roller bearing 240..-BE-XL-2VSR-H40, symmetric with rib washer

X-life

## Technical information



## Your current product variant

Design	BE	With lose center lip ring
Bore type	Z	Cylindrical
Cage	JPB	Sheet metal cage
Radial internal clearance	C4 (Group 4)	Internal clearance larger than C3
Relubrication	H40	Without lubricating groove and holes
Type of Sealing	2VSR	Seals on both sides, high temperature

## Main Dimensions &amp; Performance Data

d	150 mm	Bore diameter
D	225 mm	Outside diameter
B	75 mm	Width
C <sub>r</sub>	680.000 N	Basic dynamic load rating, radial
C <sub>0r</sub>	1.090.000 N	Basic static load rating, radial
C <sub>ur</sub>	125.000 N	Fatigue load limit, radial
n <sub>G</sub>	690 1/min	Limiting speed
≈m	10,5 kg	Weight



### Mounting dimensions

$d_{a \min}$	160,2 mm	Minimum diameter shaft shoulder
$D_{a \max}$	214,8 mm	Maximum diameter of housing shoulder
$r_{a \max}$	2,1 mm	Maximum recess radius

### Dimensions

$r_{\min}$	2,1 mm	Minimum chamfer dimension
$D_1$	213,2 mm	Bore diameter outer ring
$d_2$	164 mm	Raceway diameter of the inner ring









### Temperature range

$T_{\min}$	-30 °C	Operating temperature min.
$T_{\max}$	180 °C	Operating temperature max.

### Calculation factors

$e$	0,29	Limiting value of $F_a/F_r$ for the applicability of diff. Values of factors X and Y
$Y_1$	2,32	Dynamic axial load factor
$Y_2$	3,45	Dynamic axial load factor
$Y_0$	2,26	Static axial load factor

### Characteristics

	Radial load
	Axial load in one direction
	Axial load in two directions
	Lifetime lubrication, freedom from maintenance
	Grease Lubrication
	Sealed on both sides
	Static angular error and misalignment
	Dynamic angular error and misalignment