



FAG

**24126-BE-XL-2VSR-H40-C4**

Spherical Roller Bearing

Spherical roller bearing 241...-BE-XL-2VSR-H40, symmetric with rib washer

X-life

## Technical information



## Your current product variant

Design	BE	With lose center lip ring
Bore type	Z	Cylindrical
Cage	JPB	Sheet metal cage
Radial internal clearance	C4 (Group 4)	Internal clearance larger than C3
Relubrication	H40	Without lubricating groove and holes
Type of Seal	2VSR	Seals on both sides, high temperature

## Main Dimensions &amp; Performance Data

d	130 mm	Bore diameter
D	210 mm	Outside diameter
B	80 mm	Width
$C_r$	710.000 N	Basic dynamic load rating, radial
$C_{0r}$	1.050.000 N	Basic static load rating, radial
$C_{ur}$	112.000 N	Fatigue load limit, radial
$n_G$	700 1/min	Limiting speed
$\approx m$	10,636 kg	Weight



### Mounting dimensions

$d_{a \min}$	141 mm	Minimum diameter shaft shoulder
$D_{a \max}$	199 mm	Maximum diameter of housing shoulder
$r_{a \max}$	2 mm	Maximum recess radius

### Dimensions

$r_{\min}$	2 mm	Minimum chamfer dimension
$D_1$	196,1 mm	Bore diameter outer ring
$d_2$	143,1 mm	Raceway diameter of the inner ring









### Temperature range

$T_{\min}$	-30 °C	Operating temperature min.
$T_{\max}$	180 °C	Operating temperature max.

### Calculation factors

$e$	0,34	Limiting value of $F_a/F_r$ for the applicability of diff. Values of factors X and Y
$Y_1$	1,98	Dynamic axial load factor
$Y_2$	2,94	Dynamic axial load factor
$Y_0$	1,93	Static axial load factor

### Characteristics

	Radial load
	Axial load in one direction
	Axial load in two directions
	Lifetime lubrication, freedom from maintenance
	Grease Lubrication
	Sealed on both sides
	Static angular error and misalignment
	Dynamic angular error and misalignment