

Technical information



Your current product variant

Design	BE	With lose center lip ring
Bore type	Z	Cylindrical
Cage	JPB	Sheet metal cage
Radial internal clearance	CN (Group N)	Normal internal clearance
Relubrication facility	H40	Without lubricating groove and holes

Main Dimensions & Performance Data

d	280 mm	Bore diameter
D	460 mm	Outside diameter
B	180 mm	Width
C_r	3.300.000 N	Basic dynamic load rating, radial
C_{0r}	5.200.000 N	Basic static load rating, radial
C_{ur}	435.000 N	Fatigue load limit, radial
n_G	1.230 1/min	Limiting speed
n_{gr}	520 1/min	Reference speed
$\approx m$	117,5 kg	Weight



Mounting dimensions

$d_{a \min}$	300 mm	Minimum diameter shaft shoulder
$D_{a \max}$	440 mm	Maximum diameter of housing shoulder
$r_{a \max}$	4 mm	Maximum recess radius

Dimensions

r_{\min}	5 mm	Minimum chamfer dimension
D_1	392,4 mm	Bore diameter outer ring
d_2	312,8 mm	Raceway diameter of the inner ring









Temperature range

T_{\min}	-30 °C	Operating temperature min.
T_{\max}	200 °C	Operating temperature max.

Calculation factors

e	0,38	Limiting value of F_a/F_r for the applicability of diff. Values of factors X and Y
Y_1	1,76	Dynamic axial load factor
Y_2	2,62	Dynamic axial load factor
Y_0	1,72	Static axial load factor

Characteristics

	Radial load
	Axial load in one direction
	Axial load in two directions
	Grease Lubrication
	Oil Lubrication
	Not sealed
	Static angular error and misalignment
	Dynamic angular error and misalignment