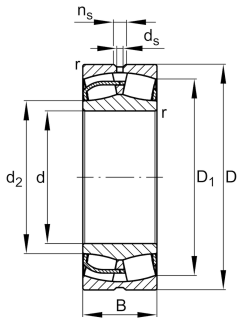
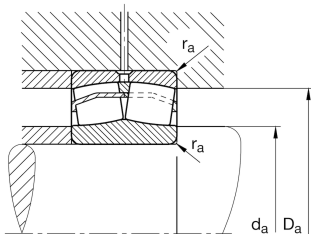


Technical information



Your current product variant

Design	BE	With lose center lip ring
Bore type	Z	Cylindrical
Cage	JPB	Sheet metal cage
Radial internal clearance	CN (Group N)	Normal internal clearance
Relubrication facility	H40AB	6 lubricating holes at the inner ring



Main Dimensions & Performance Data

d	180 mm	Bore diameter
D	300 mm	Outside diameter
B	118 mm	Width
C_r	1.460.000 N	Basic dynamic load rating, radial
C_{0r}	2.170.000 N	Basic static load rating, radial
C_{ur}	208.000 N	Fatigue load limit, radial
n_G	2.000 1/min	Limiting speed
n_{gr}	980 1/min	Reference speed
m	32,742 kg	Weight



Mounting dimensions

$d_{a \min}$	194 mm	Minimum diameter shaft shoulder
$D_{a \max}$	286 mm	Maximum diameter of housing shoulder
$r_{a \max}$	2,5 mm	Maximum recess radius

Dimensions

r_{\min}	3 mm	Minimum chamfer dimension
D_1	255,7 mm	Bore diameter outer ring
d_2	204,8 mm	Raceway diameter of the inner ring
d_s	6,3 mm	Diameter lubrication hole
n_s	12,2 mm	Width of lubricating groove

Temperature range









T_{\min}	-30 °C	Operating temperature min.
T_{\max}	200 °C	Operating temperature max.

Calculation factors

e	0,36	Limiting value of F_a/F_r for the applicability of diff. Values of factors X and Y
Y_1	1,86	Dynamic axial load factor
Y_2	2,77	Dynamic axial load factor
Y_0	1,82	Static axial load factor



Characteristics

-  Radial load
-  Axial load in one direction
-  Axial load in two directions
-  Grease Lubrication
-  Oil Lubrication
-  Not sealed
-  Static angular error and misalignment
-  Dynamic angular error and misalignment