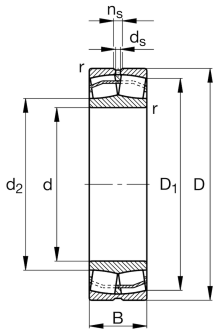
**22313-E1-XL-H40**

Spherical Roller Bearing

Spherical roller bearing 223..-E1-XL-H40,
symmetric with cage guidance ring

Technical information



Your current product variant

Design	E1	Without central rip
Bore type	Z	Cylindrical
Cage	JPA	Sheet metal cage
Radial internal clearance	CN (Group N)	Normal internal clearance
Relubrication facility	H40	Without lubricating groove and holes



Main Dimensions & Performance Data

d	65 mm	Bore diameter
D	140 mm	Outside diameter
B	48 mm	Width
C_r	350.000 N	Basic dynamic load rating, radial
C_{0r}	365.000 N	Basic static load rating, radial
C_{ur}	33.500 N	Fatigue load limit, radial
n_G	5.000 1/min	Limiting speed
n_{gr}	3.800 1/min	Reference speed
m	3,69 kg	Weight



Mounting dimensions

$d_{a \min}$	77 mm	Minimum diameter shaft shoulder
$D_{a \max}$	128 mm	Maximum diameter of housing shoulder
$r_{a \max}$	2,1 mm	Maximum recess radius

Dimensions

r_{\min}	2,1 mm	Minimum chamfer dimension
D_1	119,3 mm	Bore diameter outer ring
d_2	83,2 mm	Raceway diameter of the inner ring









Temperature range

T_{\min}	-30 °C	Operating temperature min.
T_{\max}	200 °C	Operating temperature max.

Calculation factors

e	0,34	Limiting value of F_a/F_r for the applicability of diff. Values of factors X and Y
Y_1	2	Dynamic axial load factor
Y_2	2,98	Dynamic axial load factor
Y_0	1,96	Static axial load factor

Characteristics

	Radial load
	Axial load in one direction
	Axial load in two directions
	Grease Lubrication
	Oil Lubrication
	Not sealed
	Static angular error and misalignment
	Dynamic angular error and misalignment