

## Technical information



### Your current product variant

Design	E1	Without central rip
Bore type	Z	Cylindrical
Cage	JPA	Sheet metal cage
Radial internal clearance	C4 (Group 4)	Internal clearance larger than C3
Relubrication	Standard	



### Main Dimensions & Performance Data

d	80 mm	Bore diameter
D	170 mm	Outside diameter
B	58 mm	Width
$C_r$	495.000 N	Basic dynamic load rating, radial
$C_{0r}$	510.000 N	Basic static load rating, radial
$C_{ur}$	46.500 N	Fatigue load limit, radial
$n_G$	4.250 1/min	Limiting speed
$n_{gr}$	3.400 1/min	Reference speed
$m$	6,381 kg	Weight



### Mounting dimensions

$d_{a \min}$	92 mm	Minimum diameter shaft shoulder
$D_{a \max}$	158 mm	Maximum diameter of housing shoulder
$r_{a \max}$	2,1 mm	Maximum recess radius

### Dimensions

$r_{\min}$	2,1 mm	Minimum chamfer dimension
$D_1$	145,1 mm	Bore diameter outer ring
$d_2$	98,3 mm	Raceway diameter of the inner ring
$d_s$	4,8 mm	Diameter lubrication hole
$n_s$	9,5 mm	Width of lubricating groove

### Temperature range

$T_{\min}$	-30 °C	Operating temperature min.
$T_{\max}$	200 °C	Operating temperature max.









### Calculation factors

$e$	0,34	Limiting value of $F_a/F_r$ for the applicability of diff. Values of factors X and Y
$Y_1$	1,99	Dynamic axial load factor
$Y_2$	2,96	Dynamic axial load factor
$Y_0$	1,94	Static axial load factor



### Characteristics

---

-  Radial load
-  Axial load in one direction
-  Axial load in two directions
-  Grease Lubrication
-  Oil Lubrication
-  Not sealed
-  Static angular error and misalignment
-  Dynamic angular error and misalignment