



FAG

22324-E1-XL-K-T41A-C3

Spherical Roller Bearing

Spherical roller bearings 223..-E1-K-T41A,
For oscillating load with restricted diameter
tolerances, with tapered bore

X-life

Technical information



Your current product variant

| | | |
|--|--------------|-----------------------------------|
| Design | E1 | Without central rip |
| Bore type | K | Tapered, taper 1:12 |
| Cage | JPA | Sheet metal cage |
| Radial internal clearance | C3 (Group 3) | Internal clearance larger than CN |
| Relubrication facility | Standard | |
| Spherical roller bearing for vibrating screens | T41A | For vibrating screens |

Main Dimensions & Performance Data

| | | |
|----------|-------------|-----------------------------------|
| d | 120 mm | Bore diameter |
| D | 260 mm | Outside diameter |
| B | 86 mm | Width |
| C_r | 1.080.000 N | Basic dynamic load rating, radial |
| C_{0r} | 1.170.000 N | Basic static load rating, radial |
| C_{ur} | 105.000 N | Fatigue load limit, radial |
| n_G | 2.850 1/min | Limiting speed |
| n_{gr} | 2.000 1/min | Reference speed |
| m | 22.44 kg | Weight |



Mounting dimensions

| | | |
|--------------|--------|---------------------------------------|
| $d_{a \min}$ | 134 mm | Minimum diameter shaft shoulder |
| $d_{a \max}$ | 150 mm | Maximum diameter of shaft shoulder |
| $D_{a \max}$ | 246 mm | Maximum diameter of housing shoulder |
| $r_{a \max}$ | 2,5 mm | Maximum recess radius |
| $d_{b \min}$ | 131 mm | Minimum cavity diameter of the sleeve |
| $B_{a \min}$ | 7 mm | Minimum cavity width of the sleeve |

Dimensions

| | | |
|------------|----------|------------------------------------|
| r_{\min} | 3 mm | Minimum chamfer dimension |
| D_1 | 222,4 mm | Bore diameter outer ring |
| d_2 | 150,7 mm | Raceway diameter of the inner ring |
| d_s | 8 mm | Diameter lubrication hole |
| n_s | 15 mm | Width of lubricating groove |

Temperature range

| | | |
|------------|--------|----------------------------|
| T_{\min} | -30 °C | Operating temperature min. |
| T_{\max} | 200 °C | Operating temperature max. |

Calculation factors









| | | |
|-------|------|--|
| e | 0,33 | Limiting value of F_a/F_r for the applicability of diff. Values of factors X and Y |
| Y_1 | 2,06 | Dynamic axial load factor |
| Y_2 | 3,06 | Dynamic axial load factor |
| Y_0 | 2,01 | Static axial load factor |

Additional information

| | |
|----------|-------------------|
| H2324 | Adapter sleeve |
| AHX2324G | Withdrawal sleeve |



Characteristics

-  Radial load
-  Axial load in one direction
-  Axial load in two directions
-  Grease Lubrication
-  Oil Lubrication
-  Not sealed
-  Static angular error and misalignment
-  Dynamic angular error and misalignment