



FAG

**WS22209-E1-XL-2RSR**

## Spherical Roller Bearing

Sealed spherical roller bearings WS222..-E1, lip seals on both sides, for continuous casting machines

X-life

## Technical information



## Your current product variant

Design	E1	Without central rip
Bore type	Z	Cylindrical
Cage	JPA	Sheet metal cage
Radial internal clearance	CN (Group N)	Normal internal clearance
Relubrication	Standard	
Sealing	2RSR	Seals on both sides, normal temperature
Sealing - excess width	WS	Sealing - excess width

## Main Dimensions &amp; Performance Data

d	45 mm	Bore diameter
D	85 mm	Outside diameter
B	28 mm	Width
$C_r$	104.000 N	Basic dynamic load rating, radial
$C_{0r}$	99.000 N	Basic static load rating, radial
$C_{ur}$	13.000 N	Fatigue load limit, radial
$n_G$	2.550 1/min	Limiting speed
$\approx m$	0,645 kg	Weight



### Mounting dimensions

$d_{a \min}$	51,4 mm	Minimum diameter shaft shoulder
$D_{a \max}$	78 mm	Maximum diameter of housing shoulder
$r_{a \max}$	1 mm	Maximum recess radius

### Dimensions

$r_{\min}$	1,1 mm	Minimum chamfer dimension
$D_1$	77,8 mm	Bore diameter outer ring
$d_2$	51,4 mm	Raceway diameter of the inner ring
$d_s$	3,2 mm	Diameter lubrication hole
$n_s$	4,8 mm	Width of lubricating groove

### Temperature range

$T_{\min}$	-30 °C	Operating temperature min.
$T_{\max}$	100 °C	Operating temperature max.









### Calculation factors

$e$	0,25	Limiting value of $F_a/F_r$ for the applicability of diff. Values of factors X and Y
$Y_1$	2,74	Dynamic axial load factor
$Y_2$	4,08	Dynamic axial load factor
$Y_0$	2,68	Static axial load factor



### Characteristics

---

-  Radial load
-  Axial load in one direction
-  Axial load in two directions
-  Lifetime lubrication, freedom from maintenance
-  Grease Lubrication
-  Sealed on both sides
-  Static angular error and misalignment
-  Dynamic angular error and misalignment