



FAG

WS22222-E1-XL-2RSR

Spherical Roller Bearing

Sealed spherical roller bearings WS222..-E1, lip seals on both sides, for continuous casting machines

X-life

Technical information



Your current product variant

Design	E1	Without central rip
Bore type	Z	Cylindrical
Cage	JPA	Sheet metal cage
Radial internal clearance	CN (Group N)	Normal internal clearance
Relubrication facility	Standard	
Sealing	2RSR	Seals on both sides, normal temperature
Sealing - excess width	WS	Sealing - excess width

Main Dimensions & Performance Data

d	110 mm	Bore diameter
D	200 mm	Outside diameter
B	63 mm	Width
C_r	550.000 N	Basic dynamic load rating, radial
C_{0r}	600.000 N	Basic static load rating, radial
C_{ur}	64.000 N	Fatigue load limit, radial
n_G	1.020 1/min	Limiting speed
$\approx m$	7,963 kg	Weight



Mounting dimensions

$d_{a \min}$	122 mm	Minimum diameter shaft shoulder
$D_{a \max}$	188 mm	Maximum diameter of housing shoulder
$r_{a \max}$	2,1 mm	Maximum recess radius

Dimensions

r_{\min}	2,1 mm	Minimum chamfer dimension
D_1	182,6 mm	Bore diameter outer ring
d_2	124,9 mm	Raceway diameter of the inner ring
d_s	4,8 mm	Diameter lubrication hole
n_s	9,5 mm	Width of lubricating groove

Temperature range









T_{\min}	-30 °C	Operating temperature min.
T_{\max}	100 °C	Operating temperature max.

Calculation factors

e	0,25	Limiting value of F_a/F_r for the applicability of diff. Values of factors X and Y
Y_1	2,71	Dynamic axial load factor
Y_2	4,04	Dynamic axial load factor
Y_0	2,65	Static axial load factor



Characteristics

-  Radial load
-  Axial load in one direction
-  Axial load in two directions
-  Lifetime lubrication, freedom from maintenance
-  Grease Lubrication
-  Sealed on both sides
-  Static angular error and misalignment
-  Dynamic angular error and misalignment