



FAG

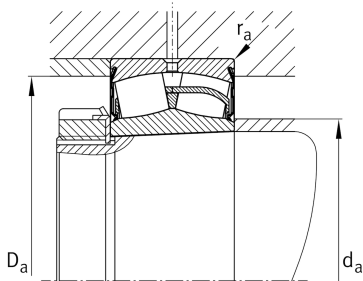
WS22212-E1-XL-K-2RSR

Spherical Roller Bearing

Spherical roller bearing WS222..-E1-XL-K-2RSR, symmetric with cage guidance ring

X-life

Technical information



Your current product variant

| | | |
|---------------------------|--------------|---|
| Design | E1 | Without central rip |
| Bore type | K | Tapered, taper 1:12 |
| Cage | JPA | Sheet metal cage |
| Radial internal clearance | CN (Group N) | Normal internal clearance |
| Relubrication | Standard | |
| Type of Seal | 2RSR | Seals on both sides, normal temperature |
| Sealing - excess width | WS | Sealing - excess width |

Main Dimensions & Performance Data

| | | |
|-----------------|-------------|-----------------------------------|
| d | 60 mm | Bore diameter |
| D | 110 mm | Outside diameter |
| B | 34 mm | Width |
| C _r | 160.000 N | Basic dynamic load rating, radial |
| C _{0r} | 155.000 N | Basic static load rating, radial |
| C _{ur} | 20.700 N | Fatigue load limit, radial |
| n _G | 2.030 1/min | Limiting speed |
| ≈m | 1,23 kg | Weight |



Mounting dimensions

| | | |
|--------------|---------|---------------------------------------|
| $d_{a \min}$ | 67,6 mm | Minimum diameter shaft shoulder |
| $d_{a \max}$ | 67,6 mm | Maximum diameter of shaft shoulder |
| $D_{a \max}$ | 101 mm | Maximum diameter of housing shoulder |
| $r_{a \max}$ | 1,5 mm | Maximum recess radius |
| $d_{b \min}$ | 65 mm | Minimum cavity diameter of the sleeve |
| $B_{a \min}$ | 8 mm | Minimum cavity width of the sleeve |

Dimensions

| | | |
|------------|----------|------------------------------------|
| r_{\min} | 1,5 mm | Minimum chamfer dimension |
| D_1 | 100,7 mm | Bore diameter outer ring |
| d_2 | 67,6 mm | Raceway diameter of the inner ring |
| d_s | 3,2 mm | Diameter lubrication hole |
| n_s | 6,5 mm | Width of lubricating groove |

Temperature range

| | | |
|------------|--------|----------------------------|
| T_{\min} | -30 °C | Operating temperature min. |
| T_{\max} | 100 °C | Operating temperature max. |

Calculation factors






| | | |
|-------|------|--|
| e | 0,23 | Limiting value of F_a/F_r for the applicability of diff. Values of factors X and Y |
| Y_1 | 2,98 | Dynamic axial load factor |
| Y_2 | 4,44 | Dynamic axial load factor |
| Y_0 | 2,92 | Static axial load factor |

Additional information

| | |
|------------|-------------------|
| H2212-T-WS | Adapter sleeve |
| AH2212-WS | Withdrawal sleeve |



Characteristics

-  Radial load
-  Axial load in one direction
-  Axial load in two directions
-  Lifetime lubrication, freedom from maintenance
-  Grease Lubrication
-  Sealed on both sides
-  Static angular error and misalignment
-  Dynamic angular error and misalignment