

**FAG****22222-E1A-XL-K-M**

Spherical Roller Bearing

Spherical roller bearing 222...-E1A-XL-K-M,
symmetric 2 outer ribs**X-life**

Technical information



Your current product variant

Design	E1A	Without central rip
Bore type	K	Tapered, taper 1:12
Cage	M	Brass Cage
Radial internal clearance	CN (Group N)	Normal internal clearance
Relubrication	Standard	

Main Dimensions & Performance Data

d	110 mm	Bore diameter
D	200 mm	Outside diameter
B	53 mm	Width
C _r	550.000 N	Basic dynamic load rating, radial
C _{0r}	600.000 N	Basic static load rating, radial
C _{ur}	64.000 N	Fatigue load limit, radial
n _G	4.100 1/min	Limiting speed
n _{gr}	3.000 1/min	Reference speed
m	6,898 kg	Weight



Mounting dimensions

$d_{a \min}$	122 mm	Minimum diameter shaft shoulder
$D_{a \max}$	188 mm	Maximum diameter of housing shoulder
$r_{a \max}$	2,1 mm	Maximum recess radius
$d_{a \max}$	129 mm	Maximum diameter of shaft shoulder
$d_{b \min}$	118 mm	Minimum cavity diameter of the sleeve
$B_{a \min}$	6 mm	Minimum cavity width of the sleeve

Dimensions

r_{\min}	2,1 mm	Minimum chamfer dimension
D_1	178,7 mm	Bore diameter outer ring
d_2	129,4 mm	Raceway diameter of the inner ring
d_s	4,8 mm	Diameter lubrication hole
n_s	9,5 mm	Width of lubricating groove

Temperature range

T_{\min}	-30 °C	Operating temperature min.
T_{\max}	200 °C	Operating temperature max.

Calculation factors








e	0,25	Limiting value of F_a/F_r for the applicability of diff. Values of factors X and Y
Y_1	2,71	Dynamic axial load factor
Y_2	4,04	Dynamic axial load factor
Y_0	2,65	Static axial load factor

Additional information

H322	Adapter sleeve
AHX3122	Withdrawal sleeve



Characteristics

-  Radial load
-  Axial load in one direction
-  Axial load in two directions
-  Grease Lubrication
-  Oil Lubrication
-  Not sealed
-  Dynamic angular error and misalignment