



FAG

22228-E1A-XL-K-M-C3

Spherical Roller Bearing

Spherical roller bearing 222...-E1A-XL-K-M,
symmetric 2 outer ribs

X-life

Technical information



Your current product variant

Design	E1A	Without central rip
Bore type	K	Tapered, taper 1:12
Cage	M	Brass Cage
Radial internal clearance	C3 (Group 3)	Internal clearance larger than CN
Relubrication	Standard	

Main Dimensions & Performance Data

d	140 mm	Bore diameter
D	250 mm	Outside diameter
B	68 mm	Width
C _r	870.000 N	Basic dynamic load rating, radial
C _{0r}	1.040.000 N	Basic static load rating, radial
C _{ur}	100.000 N	Fatigue load limit, radial
n _G	3.150 1/min	Limiting speed
n _{gr}	2.250 1/min	Reference speed
m	13,797 kg	Weight



Mounting dimensions

$d_{a \min}$	154 mm	Minimum diameter shaft shoulder
$D_{a \max}$	236 mm	Maximum diameter of housing shoulder
$r_{a \max}$	2,5 mm	Maximum recess radius
$d_{a \max}$	164 mm	Maximum diameter of shaft shoulder
$d_{b \min}$	149 mm	Minimum cavity diameter of the sleeve
$B_{a \min}$	8 mm	Minimum cavity width of the sleeve

Dimensions

r_{\min}	3 mm	Minimum chamfer dimension
D_1	223,1 mm	Bore diameter outer ring
d_2	164,9 mm	Raceway diameter of the inner ring
d_s	6,3 mm	Diameter lubrication hole
n_s	12,2 mm	Width of lubricating groove

Temperature range

T_{\min}	-30 °C	Operating temperature min.
T_{\max}	200 °C	Operating temperature max.

Calculation factors








e	0,25	Limiting value of F_a/F_r for the applicability of diff. Values of factors X and Y
Y_1	2,67	Dynamic axial load factor
Y_2	3,97	Dynamic axial load factor
Y_0	2,61	Static axial load factor

Additional information

H3128	Adapter sleeve
AHX3128	Withdrawal sleeve



Characteristics

-  Radial load
-  Axial load in one direction
-  Axial load in two directions
-  Grease Lubrication
-  Oil Lubrication
-  Not sealed
-  Dynamic angular error and misalignment